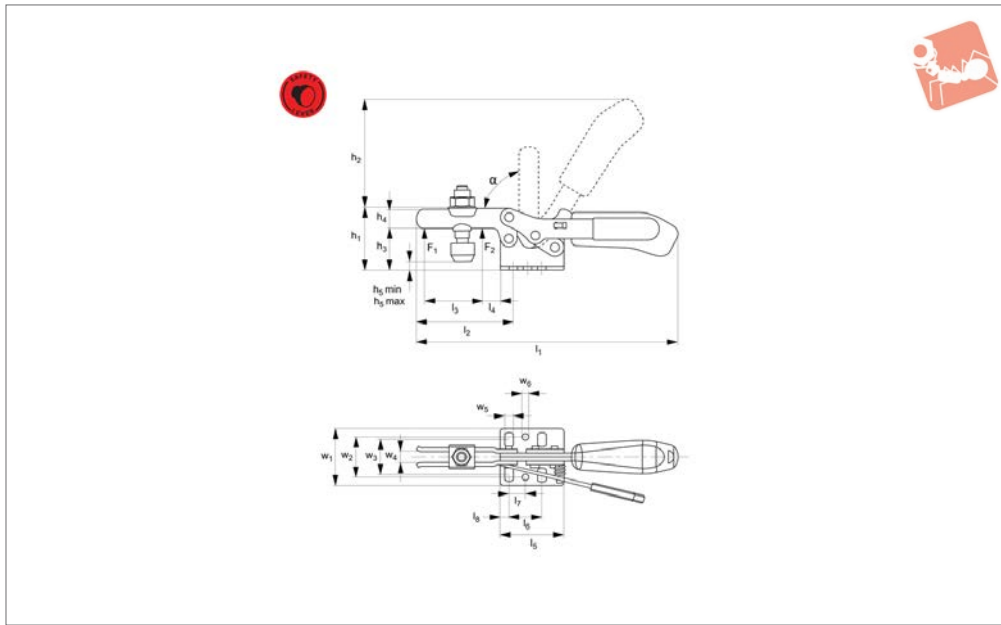




Horizontal Acting Toggle Clamps

safety lever - open arm - horizontal base

Safety Lever Toggle Clamps



41010

SAFETY LEVER TOGGLE CLAMPS

Material

Body: steel, zinc plated.
 Rivets: stainless steel running in hardened bushes. Pre-lubricated bearings (grease suitable for food industry use).
 Ergonomic soft feel oil-resistant handle

with large grip area.
 Supplied complete with clamping screw (with rubber pad).

Technical Notes

The safety lever holds the clamp in both



the open and the closed position. This prevents opening under vibration or inadvertent movement of the clamping arm when loading or unloading a fixture.

Temperature range -10°C to +80°C.



Order No.	Size	F ₁ kN	F ₂ kN	Clamping screw	h ₁	h ₂	h ₃	h ₄	h ₅ min.	h ₅ max.	l ₁	l ₂	Weight g
41010.W0003	3	1.8	2.5	M 8x45	48.5	86.0	32	15	-2	9	206	73	390
41010.W0004	4	2.0	3.0	M 8x65	75.0	126.5	45	20	-4	24	287	113	800
Order No.	l ₃	l ₄	l ₅	l ₆	l ₇	l ₈	w ₁	w ₂	w ₃	w ₄	w ₅	w ₆	α
41010.W0003	38	14	50	25.7	13.0	7	45.5	31.6	22,0-31,8	8	6.5	5.1	90°
41010.W0004	63	27	57	41.0	20.5	8	58.0	43.0	29,0-43,0	10	8.5	8.5	90°





Welding Fixtures




Machining and Jig Assemblies




Cmm's




SAFETY LEVER TOGGLE CLAMPS



Horizontal base



Vertical base



Angled base

Mounting Base Variations



Vertical acting



Horizontal acting



Push-pull

Clamping Variations



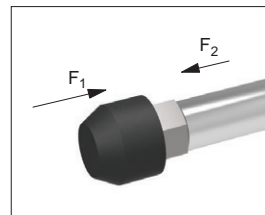

Hook type



Latch type

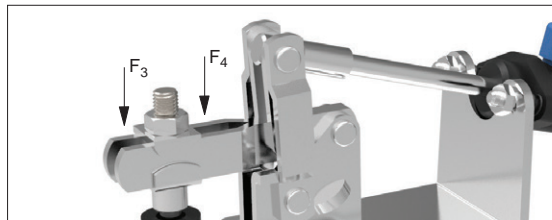
Explanation of forces

The force transmitted to the workpiece by the toggle clamp's closed arm, without itself being deformed when machine forces are applied. The holding force value is dependent upon the proximity of the measuring load point to the toggle clamp's pivot point (therefore two values, F_1 and F_2 are provided).



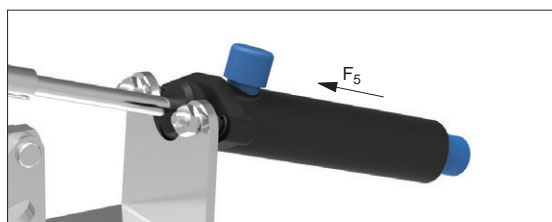
Holding Forces F_1 or F_2

The force applied to the workpiece when the toggle clamp's arm is closed. These clamping forces can only be stated for pneumatic toggle clamps, clamping forces of manual clamps cannot be easily measured as they are dependent upon the operator.



Clamping Forces F_3 or F_4

For pneumatically controlled toggle clamps only, F_5 is the piston force required (at 6 bar to) achieve the stated clamping force.



Piston Forces F_5

ov-W40000.1-A-T-W42070-A-T-b-rmh- Updated -27-10-2022



Quality Features



Ergonomic soft grip
2-component handle



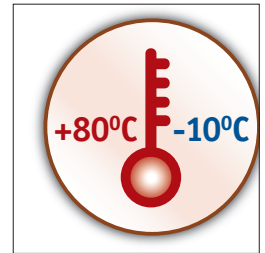
Stainless rivets and
hardened bushings



Moveable stop for
variable opening angle



Operator
finger protection



Temperature resistant

Unique Features



Safety catches



Heavy duty versions



Pneumatic versions



Matt black surface for
optical measurement

Materials



Steel, zinc plated
and passivated



Stainless steel (304)



Steel, matt black
vario-spektron coated



Protective cap and
handle made of an
electrostatic conductive
(dissipative) material.