

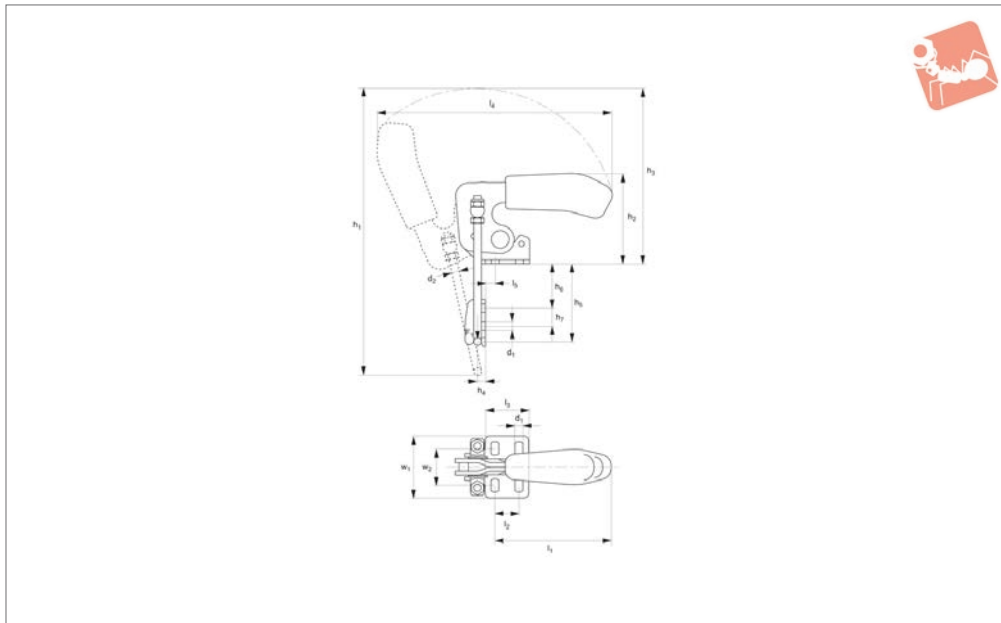


Latch Type Toggle Clamps

vertical acting



Steel Toggle Clamps



41821.1

STEEL TOGGLE CLAMPS

Material

Body: steel, zinc plated.
Rivets: stainless steel running in hardened bushes.
Bearings are pre-lubricated.

Ergonomic, soft feel, oil-resistant handle with large grip area.
Complete with counter strike.

Technical Notes

Temperature range -10°C to +80°C.

Tips



For stainless steel version see part 41821.

Order No.	Size	F ₁ kN	h ₁	h ₂	l ₁	l ₂	h ₃	h ₄	h ₅ min.	Weight g
41821.W0002	2	1.6	150	47.0	69	13	99	4.5	24	130
41821.W0003	3	3.2	172	70.0	93	19	137	6.0	33	340
41821.W0004	4	7.0	254	94.5	111	32	168	8.0	43	810



Order No.	h ₅ max.	h ₆ min.	h ₆ max.	h ₇	l ₃	l ₄	l ₅	w ₁	w ₂	d ₁	d ₂
41821.W0002	47	5.0	28	11	26.0	158	6.8	38.0	19,5-23,5	5.2	4
41821.W0003	63	6.5	36	14	35.0	190	8.0	48.0	24,5-32,5	6.5	6
41821.W0004	81	9.0	47	19	53.5	239	9.5	64.5	35,0-46,0	8.5	8





Welding Fixtures



Machining and Jig Assemblies




Cmm's







STEEL TOGGLE CLAMPS



Horizontal base



Vertical base



Angled base

Mounting Base Variations



Vertical acting



Horizontal acting



Push-pull

Clamping Variations



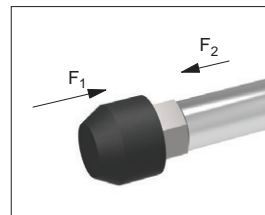

Hook type



Latch type

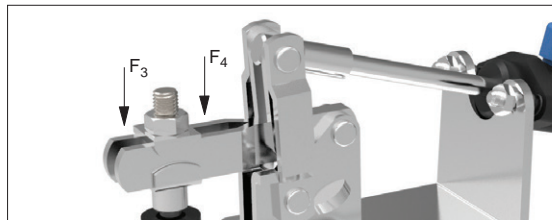
Explanation of forces

The force transmitted to the workpiece by the toggle clamp's closed arm, without itself being deformed when machine forces are applied. The holding force value is dependent upon the proximity of the measuring load point to the toggle clamp's pivot point (therefore two values, F_1 and F_2 are provided).



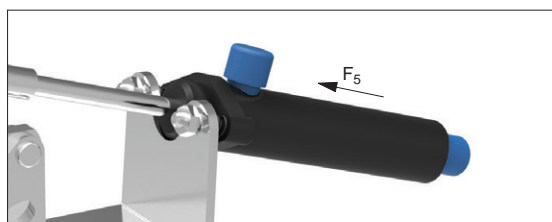
Holding Forces F_1 or F_2

The force applied to the workpiece when the toggle clamp's arm is closed. These clamping forces can only be stated for pneumatic toggle clamps, clamping forces of manual clamps cannot be easily measured as they are dependent upon the operator.



Clamping Forces F_3 or F_4

For pneumatically controlled toggle clamps only, F_5 is the piston force required (at 6 bar to) achieve the stated clamping force.



Piston Forces F_5


ov-W40000.1-A-T-W42070-A-T-b-rmh- Updated -27-10-2022




Quality Features




Ergonomic soft grip
2-component handle



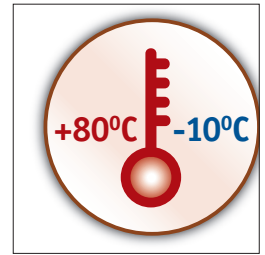
Stainless rivets and
hardened bushings



Moveable stop for
variable opening angle



Operator
finger protection



Temperature resistant


Unique Features



Safety catches



Heavy duty versions



Pneumatic versions



Matt black surface for
optical measurement

Materials



Steel, zinc plated
and passivated



Stainless steel (304)



Steel, matt black
vario-spektron coated



Protective cap and
handle made of an
electrostatic conductive
(dissipative) material.