















	Std. Cylinder Lock 40mm Euro Padlockable Insert Driver	Die-Cast Zinc Polyamide Plastic Stainless Steel Steel Aluminium	Body	IP Rating	Locking System	Use	Cam Type
					1-point 2-point 3-point	Inside Gasketing Outside Gasketing	With Projection W/O Projection
B1450 - Swing Handles - Cam Control - Sliding Cover	 ✓	✓			✓ ✓	✓	✓
Cams: A0203, A0224, A0240 - Keys: Supplied							
B2450 - Swing Handles - Rod Control - Sliding Cover	 ✓	✓			✓ ✓ ✓	✓	✓
Cams: N/A - Keys: Supplied							
B4604 - Cam Latch - Concealed T-handle, Vertical	 ✓			65		✓	
Cams: Supplied - Keys: Padlockable							
B4703 - Push-to-Close Paddle Latch - Pull-to-Open	 ✓		✓		✓	✓	
Cams: N/A - Keys: Supplied							
B4713 - Push-to-Close Paddle Latch - Pull-to-Open	 ✓		✓		✓	✓	
Cams: N/A - Keys: Supplied							
B4733 - Push-to-Close Paddle Latch - Pull-to-Open	 ✓		✓		✓	✓	
Cams: N/A - Keys: Supplied							
B4750 - Push-to-Close Paddle Latch - Pull-to-Open	 ✓		✓		✓	✓	
Cams: N/A - Keys: Supplied							
B4752 - Push-to-Close Paddle Latch - Pull-to-Open	 ✓		✓		✓	✓	
Cams: N/A - Keys: Supplied							

	Std. Cylinder Lock 40mm Euro Padlockable Insert Driver	Die-Cast Zinc Polyamide Plastic Stainless Steel Steel Aluminium	Body	IP Rating	Locking System	Use	Cam Type
					1-point 2-point 3-point	Inside Gasketing Outside Gasketing	With Projection W/O Projection
B4754 - Push-to-Close Paddle Latch - Pull-to-Open	 ✓		✓		✓	✓	
Cams: N/A - Keys: Supplied							
B4756 - Push-to-Close Paddle Latch - Pull-to-Open	 ✓		✓		✓	✓	
Cams: N/A - Keys: Supplied							
B4758 - Push-to-Close Paddle Latch - Pull-to-Open	 ✓		✓		✓ ✓		
Cams: N/A - Keys: Supplied							
B4800 - Twist-to-Close Paddle Latch - Snap-On	 ✓		✓		✓	✓	
Cams: N/A - Keys: Supplied							