


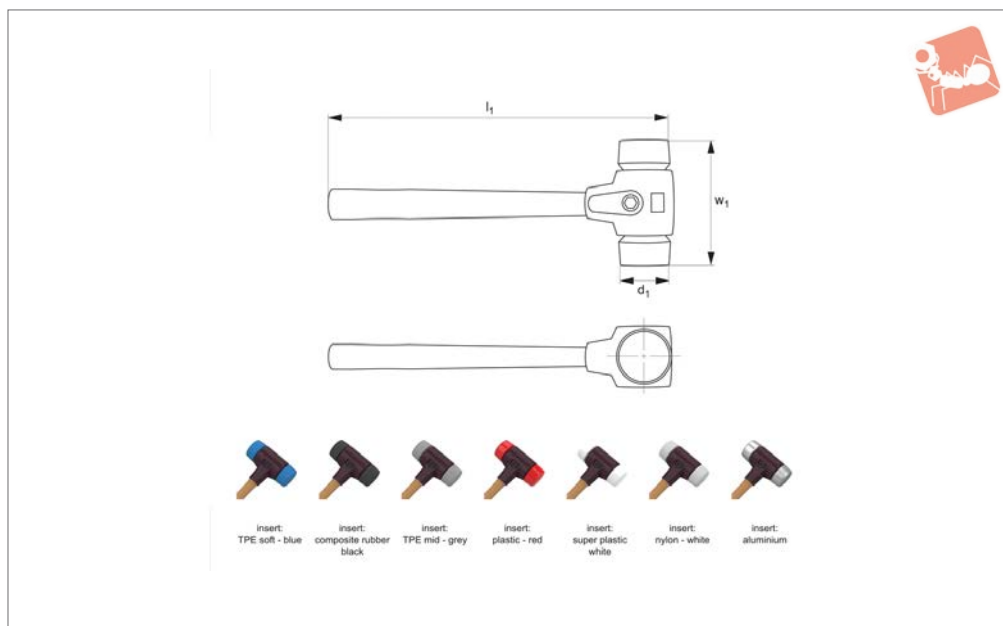


# Simplex Mallets - Complete

cast iron housing - wooden handle



## Mallets & Hammers



**98001**

MALLETS & HAMMERS

### Material

Handle: wood.  
Housing: cast iron.  
Inserts: see table.

### Technical Notes

For full details of inserts see part no.


98004.

### Tips

Simplex mallets are a flexible modular system with replaceable handle, housing and inserts. Suitable replacement items for Simplex Mallet 98001 are;

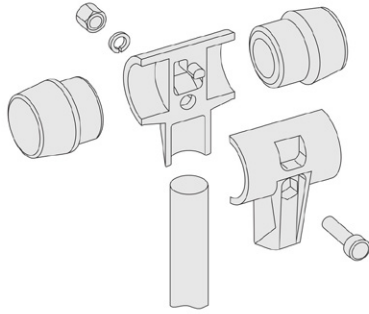
- handle no. 98003
- housing no. 98002
- inserts no. 98004

Order No.	Inserts	Ø d <sub>1</sub>	w <sub>1</sub>	l <sub>1</sub>	Weight g
98001.W0130	TPE Soft - Blue	30	90	300	345
98001.W0140	TPE Soft - Blue	40	110	330	620
98001.W0150	TPE Soft - Blue	50	135	350	1170
98001.W0160	TPE Soft - Blue	60	145	405	1530
98001.W0230	Composite Rubber - Black	30	90	300	340
98001.W0240	Composite Rubber - Black	40	110	330	650
98001.W0250	Composite Rubber - Black	50	135	350	1170
98001.W0260	Composite Rubber - Black	60	145	405	1600
98001.W0280	Composite Rubber - Black	80	175	490	2950
98001.W0330	TPE - Mid Grey	30	90	300	335
98001.W0340	TPE - Mid Grey	40	110	330	600
98001.W0350	TPE - Mid Grey	50	135	350	1070
98001.W0360	TPE - Mid Grey	60	145	405	1420
98001.W0430	Plastic - Red	30	90	300	345
98001.W0440	Plastic - Red	40	110	330	635
98001.W0450	Plastic - Red	50	135	350	1120
98001.W0460	Plastic - Red	60	145	405	1520
98001.W0530	Superplastic - White	30	90	300	320
98001.W0540	Superplastic - White	40	110	330	610
98001.W0550	Superplastic - White	50	135	350	1040
98001.W0560	Superplastic - White	60	145	405	1440
98001.W0580	Superplastic - White	80	175	490	2660
98001.W0630	Nylon - White	30	90	300	340
98001.W0640	Nylon - White	40	110	330	650
98001.W0650	Nylon - White	50	135	350	1130
98001.W0660	Nylon - White	60	145	405	1500
98001.W0680	Nylon - White	80	175	490	2880
98001.W0730	Aluminium	30	90	300	400
98001.W0740	Aluminium	40	110	330	750
98001.W0750	Aluminium	50	135	350	1380
98001.W0760	Aluminium	60	145	405	1950



Order No.	Inserts	$\varnothing d_1$	$w_1$	$l_1$	Weight g
98001.W0780	Aluminium	80	175	490	3860

MALLETS & HAMMERS




modular system houses different inserts, allowing the mallets to be customised for your applicators.

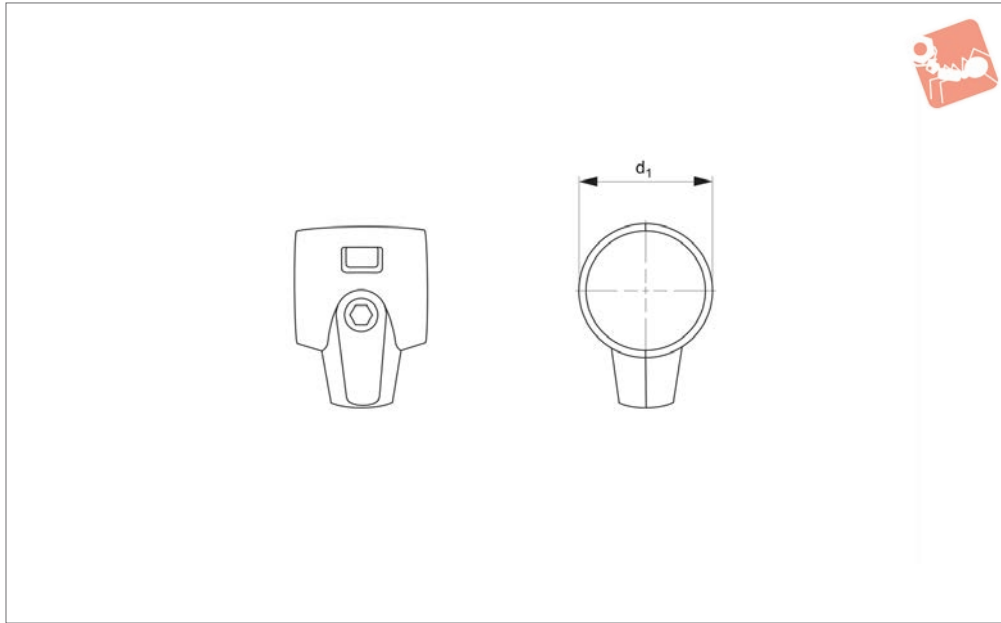


# Housing - for Simplex Mallets

cast iron - for no. 98001 and 98201



## Mallets & Hammers




**98002**

MALLETS & HAMMERS

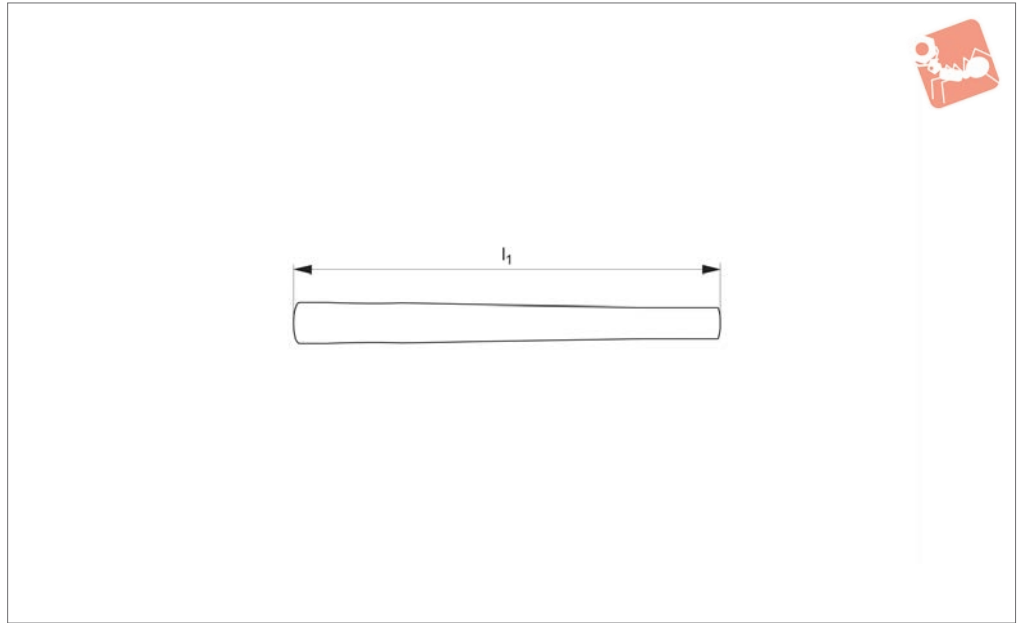
### Material

Cast iron housing (two parts to complete the mallet head housing).

Order No.	For mallet head dia. $d_1$	$d_1$
98002.W0131	30	30
98002.W0141	40	40
98002.W0151	50	50
98002.W0161	60	60
98002.W0181	80	80
98002.W0191	100	100
98002.W1101	125/140	125/140



**98003**



**Material**


Wood.

Order No.	For mallet head dia. $d_1$	$l_1$
98003.W0231	30	260
98003.W0241	40	275
98003.W0251	50	310
98003.W0261	60	335
98003.W0281	80	395

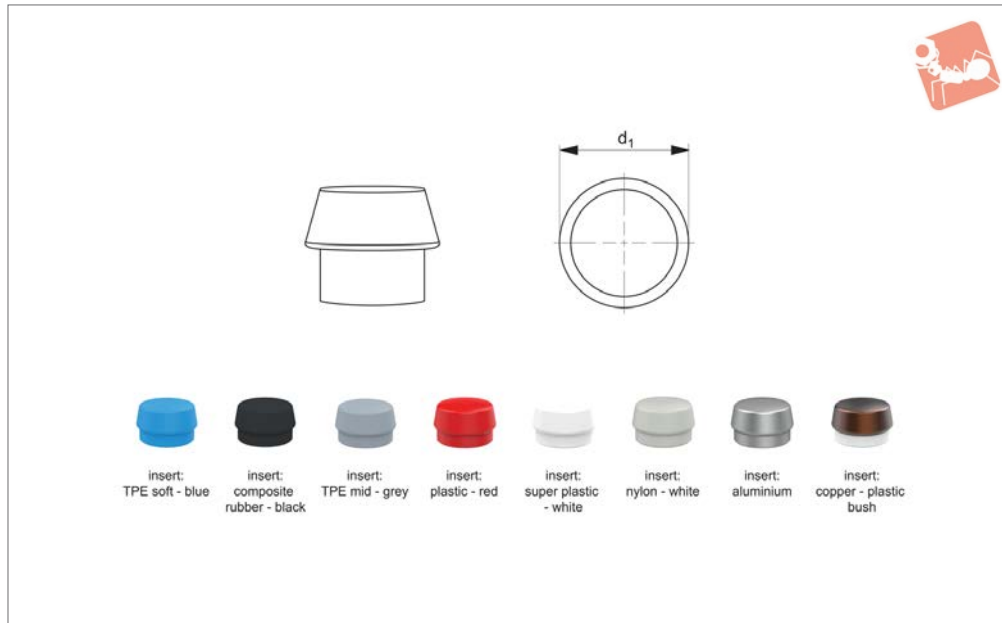


# Inserts - for Simplex Mallets

for no. 98001, 98103 & 98101



## Mallets & Hammers



**98004**

MALLETS & HAMMERS


### Important Notes

Aluminium inserts, part nos. 98004.W0733-W0788 not for use in light alloy

housings part no. 98022.  
Copper inserts part no. 98004.W0833 and W0844 only for use in reinforced housing

part no. 98002.

Order No.	For mallet head dia. $d_1$	Insert type
98004.W0133	30	TPE Soft - Blue
98004.W0144	40	TPE Soft - Blue
98004.W0155	50	TPE Soft - Blue
98004.W0166	60	TPE Soft - Blue
98004.W0233	30	Composite Rubber - Black
98004.W0244	40	Composite Rubber - Black
98004.W0255	50	Composite Rubber - Black
98004.W0266	60	Composite Rubber - Black
98004.W0288	80	Composite Rubber - Black
98004.W0333	30	TPE Mid - Grey
98004.W0344	40	TPE Mid - Grey
98004.W0355	50	TPE Mid - Grey
98004.W0366	60	TPE Mid - Grey
98004.W0433	30	Plastic - Red
98004.W0444	40	Plastic - Red
98004.W0455	50	Plastic - Red
98004.W0466	60	Plastic - Red
98004.W0533	30	Superplastic - White
98004.W0544	40	Superplastic - White
98004.W0555	50	Superplastic - White
98004.W0566	60	Superplastic - White
98004.W0588	80	Superplastic - White
98004.W0600	100	Superplastic - White
98004.W0611	125	Superplastic - White
98004.W0622	140	Superplastic - White
98004.W0633	30	Nylon - White
98004.W0644	40	Nylon - White
98004.W0655	50	Nylon - White
98004.W0666	60	Nylon - White
98004.W0688	80	Nylon - White
98004.W0733	30	Aluminium
98004.W0744	40	Aluminium
98004.W0755	50	Aluminium
98004.W0766	60	Aluminium
98004.W0788	80	Aluminium




Order No.	For mallet head dia. $d_1$	Insert type
98004.W0833	30	Copper - With Plastic Bush
98004.W0844	40	Copper - With Plastic Bush

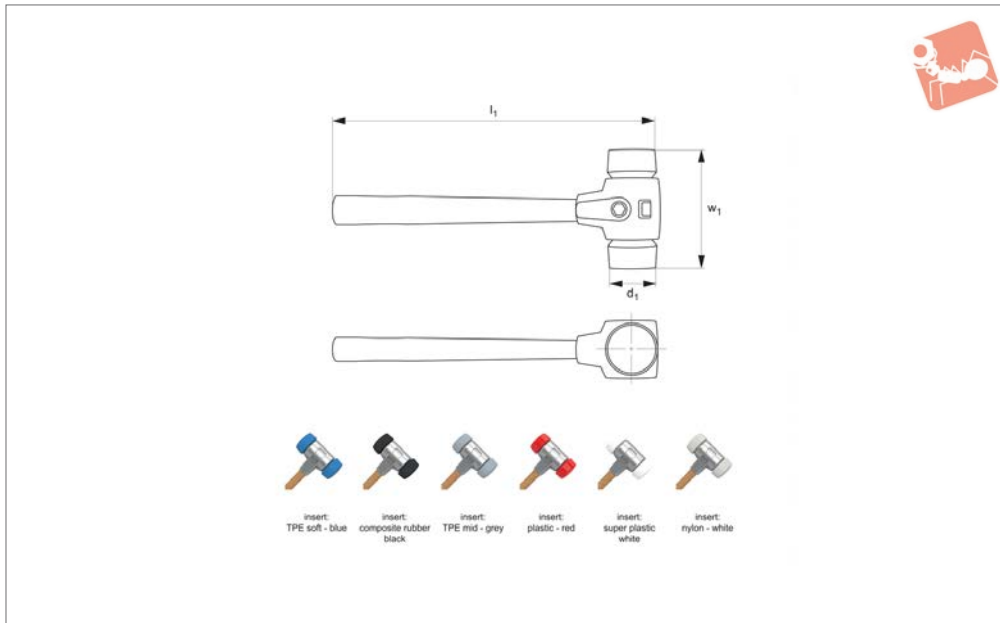


# Simplex Mallets - Complete

light alloy housing - wooden handle



## Mallets & Hammers



**98021**

MALLETS & HAMMERS

### Material

Handle: wood.  
Housing: light alloy.  
Inserts: see table.

### Technical Notes

For full range of inserts see part no. 98004.

### Tips

Simplex mallets are a flexible modular system with replaceable handle, housing and inserts. Suitable replacement items for Simplex Mallet 98021 are;

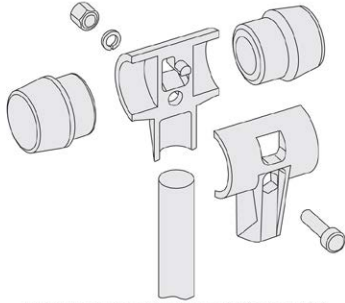

- handle no. 98003

- housing no. 98022  
- inserts no. 98004

### Important Notes

Soft metal inserts (nos. 98004.W0733-W0788) must not be used in light alloy housing mallets.

Order No.	Insert type	Ø d <sub>1</sub>	w <sub>1</sub>	l <sub>1</sub>	Weight g
98021.W0130	TPE - Soft Blue	30	90	300	200
98021.W0140	TPE - Soft Blue	40	110	330	360
98021.W0150	TPE - Soft Blue	50	135	350	655
98021.W0160	TPE - Soft Blue	60	145	405	825
98021.W0230	TPE - Rubber	30	90	300	210
98021.W0240	TPE - Rubber	40	110	330	405
98021.W0250	TPE - Rubber	50	135	350	740
98021.W0260	TPE - Rubber	60	145	405	980
98021.W0330	TPE - Mid Grey	30	90	300	205
98021.W0340	TPE - Mid Grey	40	110	330	360
98021.W0350	TPE - Mid Grey	50	135	350	635
98021.W0360	TPE - Mid Grey	60	145	405	825
98021.W0430	Plastic - Red	30	90	300	205
98021.W0440	Plastic - Red	40	110	330	390
98021.W0450	Plastic - Red	50	135	350	635
98021.W0460	Plastic - Red	60	145	405	920
98021.W0530	Superplastic - White	30	90	300	215
98021.W0540	Superplastic - White	40	110	330	360
98021.W0550	Superplastic - White	50	135	350	675
98021.W0560	Superplastic - White	60	145	405	855
98021.W0630	Nylon - White	30	90	300	215
98021.W0640	Nylon - White	40	110	330	395
98021.W0650	Nylon - White	50	135	350	720
98021.W0660	Nylon - White	60	145	405	930



modular system houses different inserts, allowing the mallets to be customised for your applications






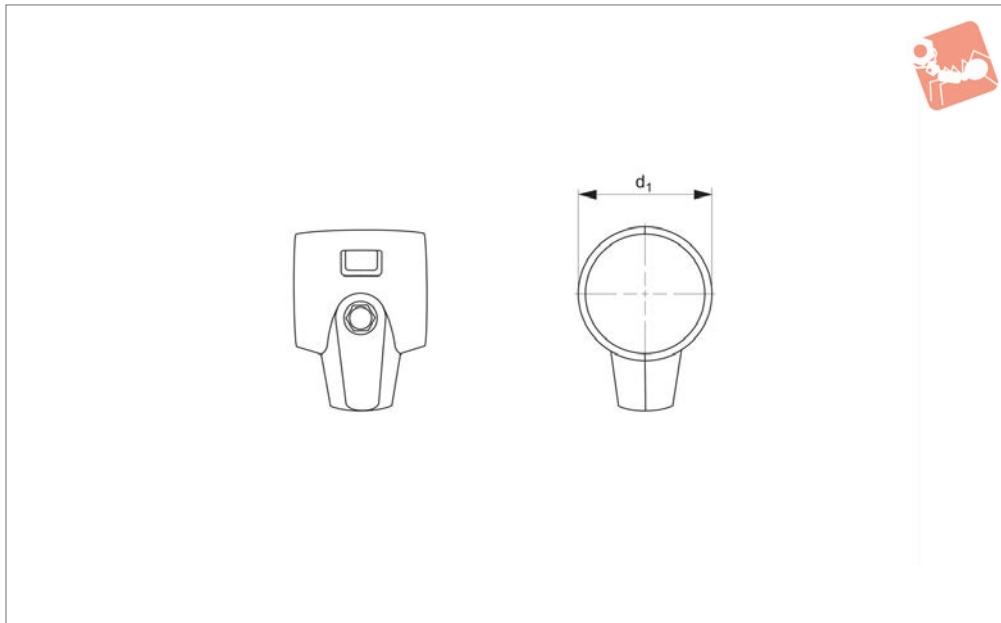


# Housing - for Simplex Mallets

light alloy - for no. 98021



## Mallets & Hammers



**98022**

MALLETS & HAMMERS

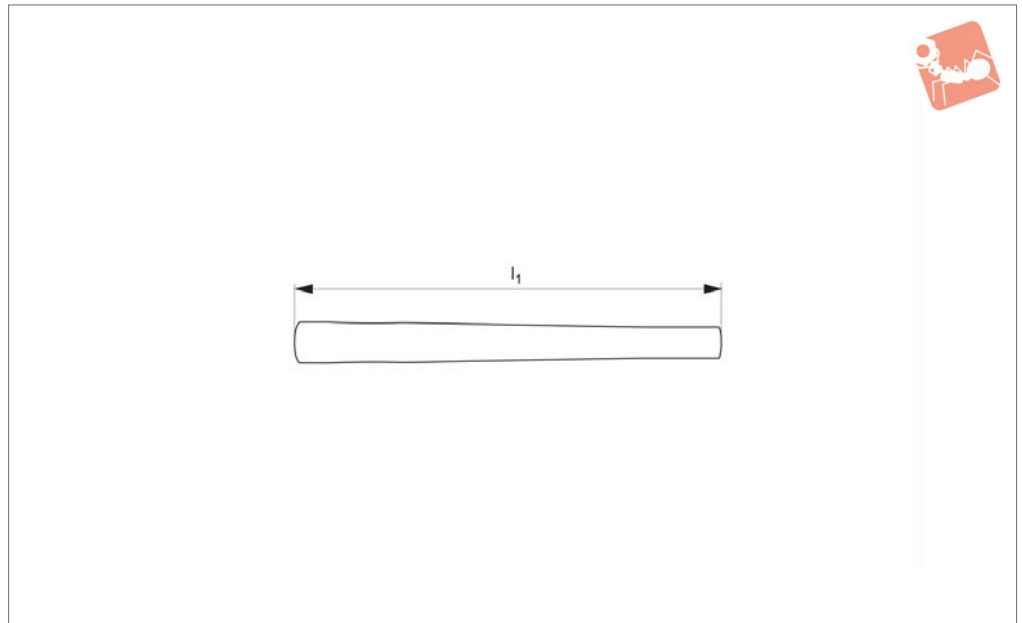
### Material

Light alloy housing (two parts).

Order No.	For mallet head dia. $d_1$	$d_1$
98022.W0131	30	30
98022.W0141	40	40
98022.W0151	50	50
98022.W0161	60	60



**98023**




**Material**

Wooden handle.

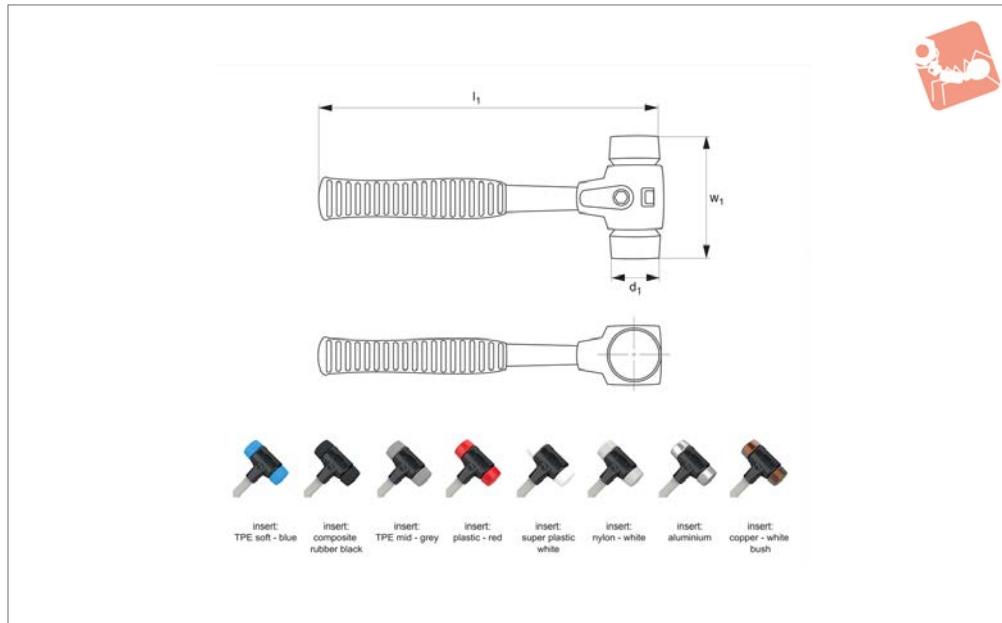
Order No.	For mallet head dia. $d_1$	$l_1$
98023.W0231	30	260
98023.W0241	40	270
98023.W0251	50	310
98023.W0261	60	335
98023.W0281	80	395



# Simplex Mallets - Complete reinforced cast iron housing - fibreglass handle



## Mallets & Hammers



**98101**

MALLETS & HAMMERS

### Material

Handle: fibreglass.  
Housing: reinforced cast iron.  
Inserts: see table.

98004.

### Tips


Simplex mallets are a flexible modular system with replaceable handle, housing and inserts. Suitable replacement items for Simplex Mallet 98101 are;

- handle no. 98103
- housing no. 98102
- inserts no. 98004

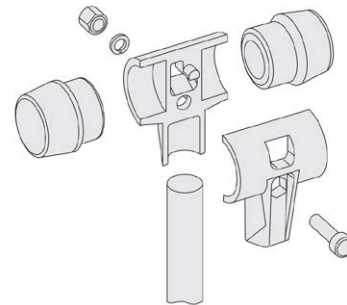
### Technical Notes

For full details of inserts see part no.

Order No.	Inserts	$\varnothing d_1$	$w_1$	$l_1$	Weight g
98101.W0130	TPE Soft - Blue	30	90	300	450
98101.W0140	TPE Soft - Blue	40	110	330	850
98101.W0150	TPE Soft - Blue	50	135	330	1190
98101.W0160	TPE Soft - Blue	60	145	410	1710
98101.W0230	Composite Rubber - Black	30	90	300	460
98101.W0240	Composite Rubber - Black	40	110	330	890
98101.W0250	Composite Rubber - Black	50	135	330	1250
98101.W0260	Composite Rubber - Black	60	145	410	1830
98101.W0280	Composite Rubber - Black	80	175	490	3420
98101.W0330	TPE Mid - Grey	30	90	300	450
98101.W0340	TPE Mid - Grey	40	110	330	850
98101.W0350	TPE Mid - Grey	50	135	330	1170
98101.W0360	TPE Mid - Grey	60	145	410	1710
98101.W0430	Plastic - Red	30	90	300	450
98101.W0440	Plastic - Red	40	110	330	870
98101.W0450	Plastic - Red	50	135	330	1230
98101.W0460	Plastic - Red	60	145	410	1800
98101.W0530	Superplastic - White	30	90	300	450
98101.W0540	Superplastic - White	40	110	330	860
98101.W0550	Superplastic - White	50	135	330	1200
98101.W0560	Superplastic - White	60	145	410	1750
98101.W0580	Superplastic - White	80	175	490	3240
98101.W0630	Nylon - White	30	90	300	460
98101.W0640	Nylon - White	40	110	330	880
98101.W0650	Nylon - White	50	135	330	1240
98101.W0660	Nylon - White	60	145	410	1820
98101.W0680	Nylon - White	80	175	490	3390
98101.W0730	Aluminium	30	90	300	520
98101.W0740	Aluminium	40	110	330	1000
98101.W0750	Aluminium	50	135	330	1490
98101.W0760	Aluminium	60	145	410	2240



Order No.	Inserts	$\varnothing d_1$	$w_1$	$l_1$	Weight g
98101.W0780	Aluminium	80	175	490	4290
98101.W0830	Copper - With Bush	30	90	300	690
98101.W0840	Copper - With Bush	40	110	330	1410




modular system houses different inserts, allowing the mallets to be customised for your applications

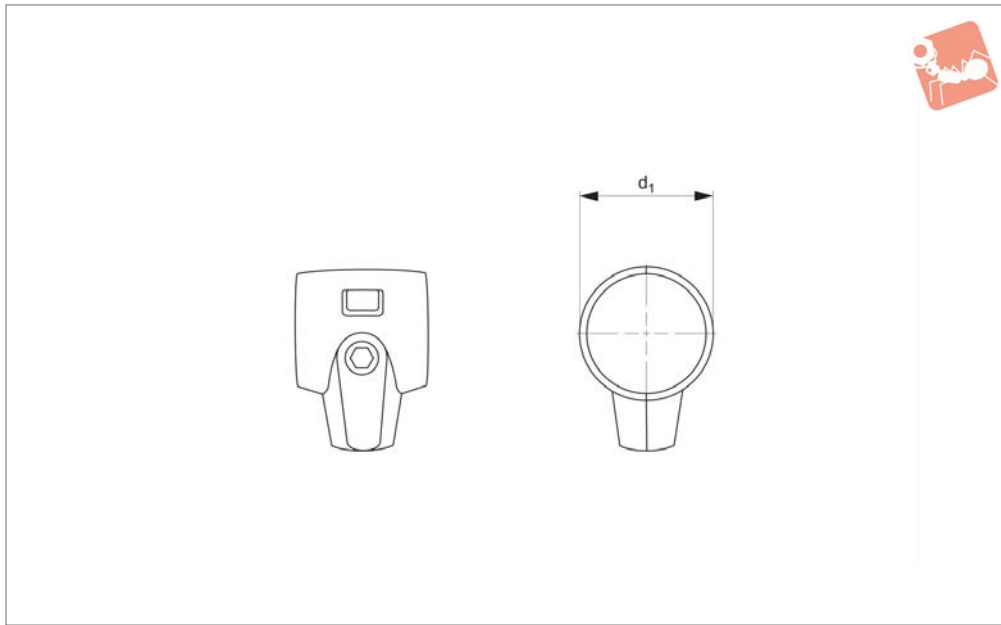


# Housing - for Simplex Mallets

reinforced cast iron housing - for no. 98101



## Mallets & Hammers




**98102**

MALLETS & HAMMERS

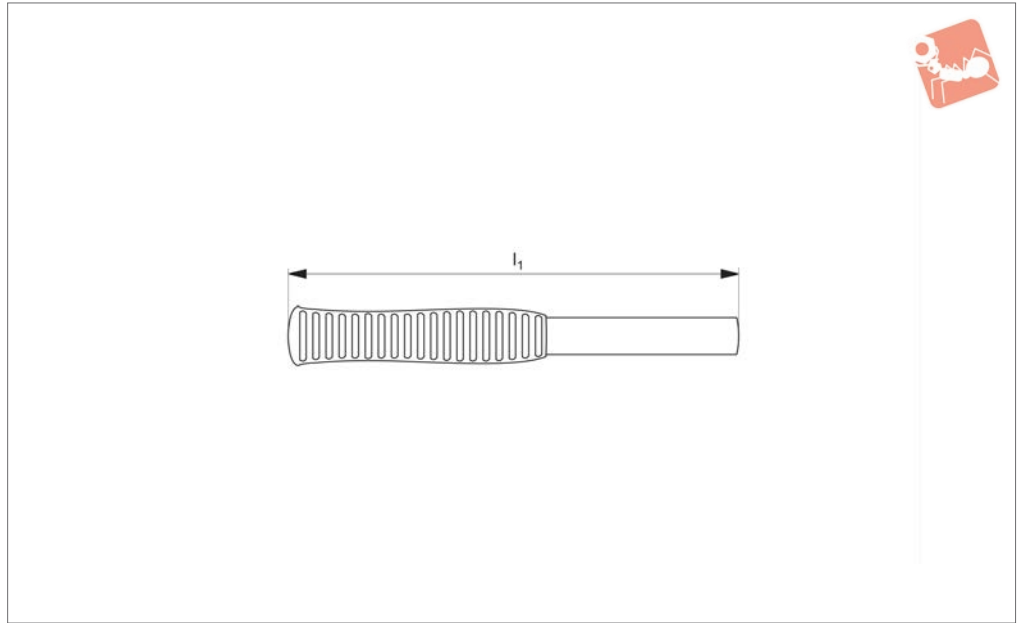
### Material

Reinforced housing (two parts, malleable cast iron).

Order No.	For mallet head dia. $d_1$	$d_1$
98102.W0131	30	30
98102.W0141	40	40
98102.W0151	50	50
98102.W0161	60	60
98102.W0181	80	80



**98103**



**Material**

Handle: fibreglass.  
Grip: rubber.

Order No.	For mallet head $d_1$	$l_1$
98103.W0231	30	260
98103.W0241	40/50	267
98103.W0261	60	340
98103.W0281	80	400
98103.W0282	80	700



## Application Selection Chart

Application selection chart

TPE-soft	Com-posite rubber	TPE-mid	Plastic	Super plastic	Nylon	Alu	Copper	98301 wood	98301 steel	98301 fibre	98310	98321	98401	98330
Soft	Med	Med	Hard	Med	Hard	Hard	Hard							
Range of inserts for Simplex mallets 98001 to 98224								Range of mallet handle types						

### Construction applications

Paving		•	•		•									
Floor tiling	•		•											
Curbstone setting / Masonry work		•			•									
Concrete form set-up		•		•										
Scaffold construction		•		•	•	•								
Tent and hall construction					•	•		•						
Gardening and landscaping		•			•									
Home construction		•	•											

### Metal-working industry applications

Automotive assembly and repair work				•	•	•	•	•	•	•	•	•	•	•
Positioning of workpieces in a vice								•	•	•	•	•		
Straightening work						•		•	•	•	•			
Joining of workpieces						•		•	•	•	•		•	•
Repair and maintenance work				•			•	•	•	•	•		•	•
Car body work				•	•		•	•	•	•	•	•		•
Sheet metal working				•	•	•		•	•	•	•	•		•
Dent removal	•	•		•	•	•					•	•		•
Housing assembly					•	•		•	•	•		•	•	•
Mould construction						•	•							•
Assembly of sharp-edged workpieces					•	•		•	•	•				•

### Wood-working applications

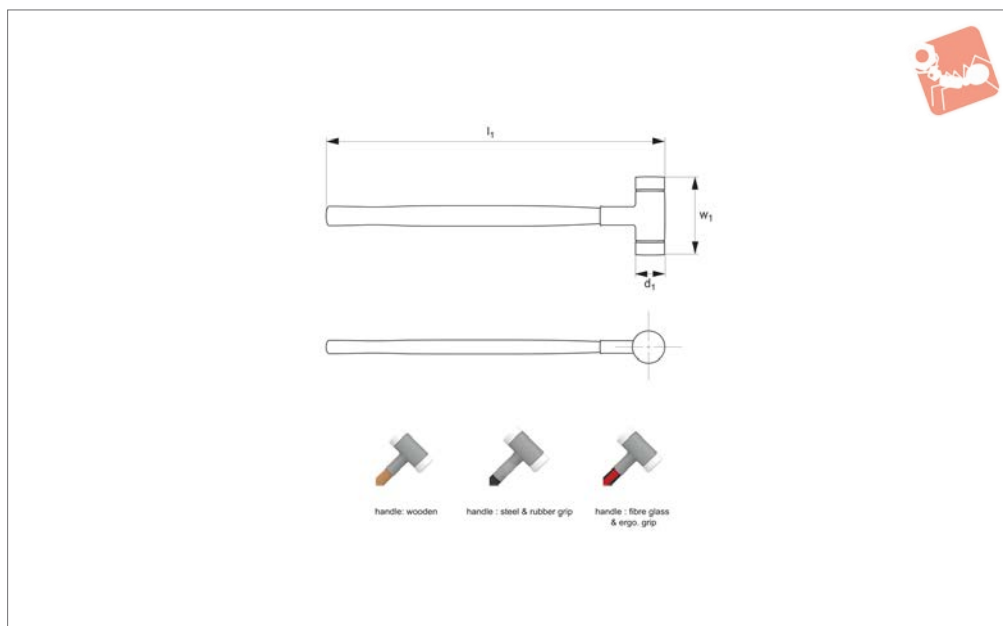
Furniture assembly	•		•										•	
Window and door construction	•		•										•	•
Prefabricated house construction		•												
Joiner's work	•		•										•	•
Carpenter's work		•												
Floor parqueting / laminating													•	

### Agriculture and forestry applications

Fence construction		•			•				•					
Wood splitting with wedge					•				•					
Maintenance and repair work on agricultural machinery						•			•					•



**98301**



### Material

Housing: steel, shot filled.

Inserts: nylon, made from extruded tube material.

Handle: wood, fibreglass or steel. Steel and fibreglass handles include rubber grip.

### Technical Notes

Shot filled housing results in a non-rebound action and assists in full transmission of impact force.

Inserts are replaceable.

### Tips

Both handle and inserts can be replaced.

For replacement items see;

- handle no. 98302


- inserts no. 98303

Order No.	Handle type	Ø d <sub>1</sub>	w <sub>1</sub>	l <sub>1</sub>	Weight g
98301.W0020	Wood	20	105	300	245
98301.W0025	Wood	25	105	305	325
98301.W0030	Wood	30	110	330	460
98301.W0035	Wood	35	110	335	560
98301.W0040	Wood	40	115	360	715
98301.W0045	Wood	45	120	365	830
98301.W0050	Wood	50	120	370	990
98301.W0060	Wood	60	145	370	1705
98301.W0070	Wood	70	150	370	2215
98301.W0080	Wood	80	168	380	3210
98301.W0125	Steel	25	105	270	385
98301.W0130	Steel	30	110	290	585
98301.W0135	Steel	35	110	295	690
98301.W0140	Steel	40	115	300	805
98301.W0145	Steel	45	120	305	935
98301.W0150	Steel	50	120	310	1150
98301.W0160	Steel	60	145	325	1750
98301.W0170	Steel	70	150	335	2250
98301.W0240	Fibreglass	40	116	370	790
98301.W0250	Fibreglass	50	120	380	1040
98301.W0260	Fibreglass	60	145	390	1625





# Non-Rebound Mallets - Complete with nylon inserts



## Mallets & Hammers

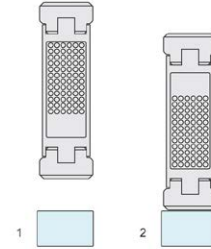

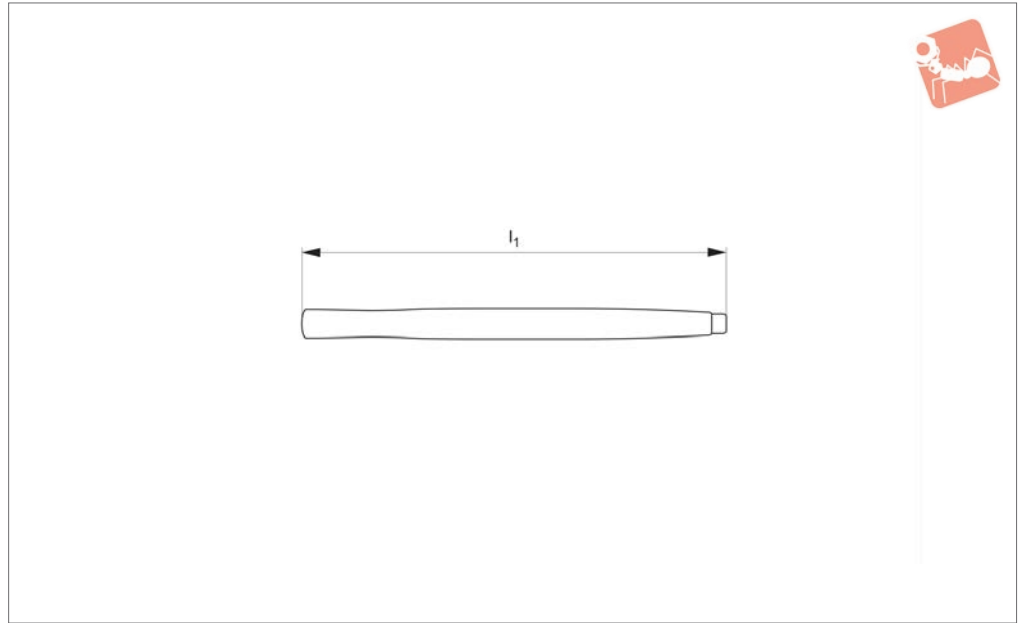


diagram showing the shot-filled housing  
of the non-rebound mallet



98302




**Material**  
Hickory wood.

Order No.	For mallet head dia. $d_1$	$l_1$
98302.W0320	20	280
98302.W0325	25	280
98302.W0330	30/35	300
98302.W0340	40/45/50	315
98302.W0360	60/70/80	300

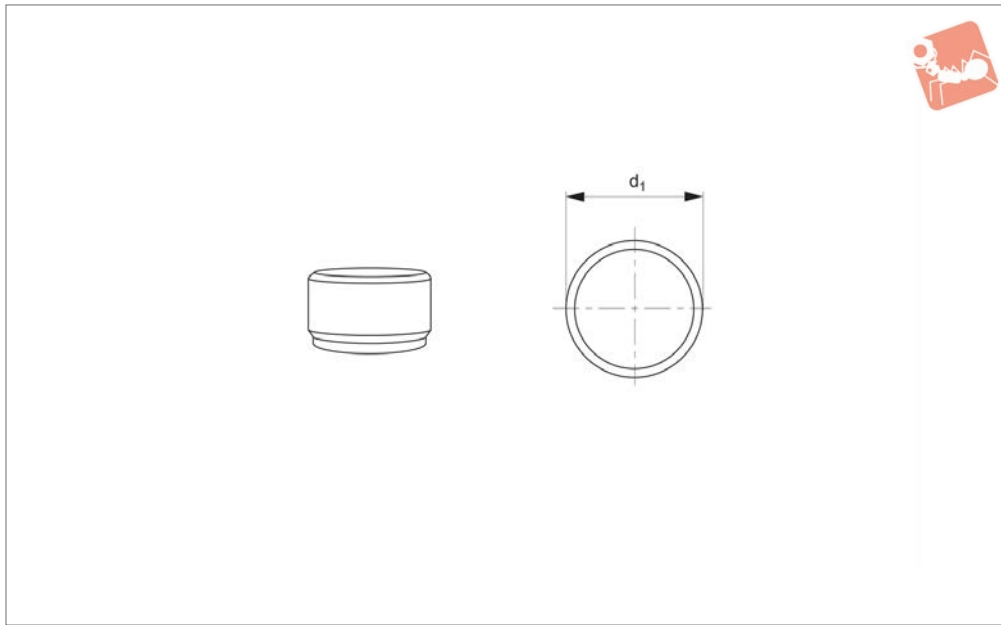


# Inserts - for Non-Rebound Mallets

for no. 98301



## Mallets & Hammers



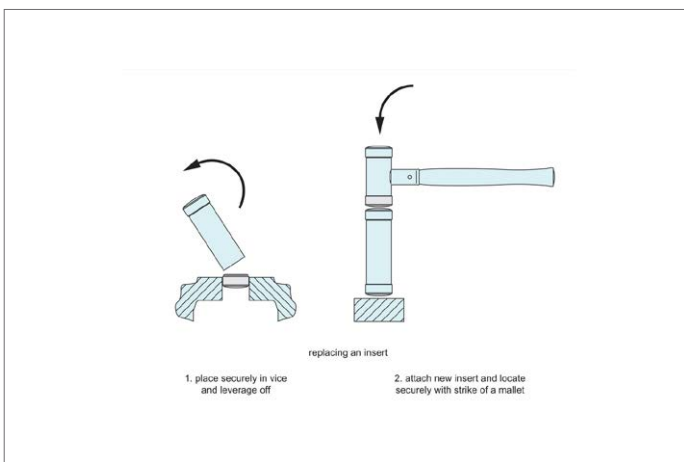
**98303**

MALLETS & HAMMERS

### Material

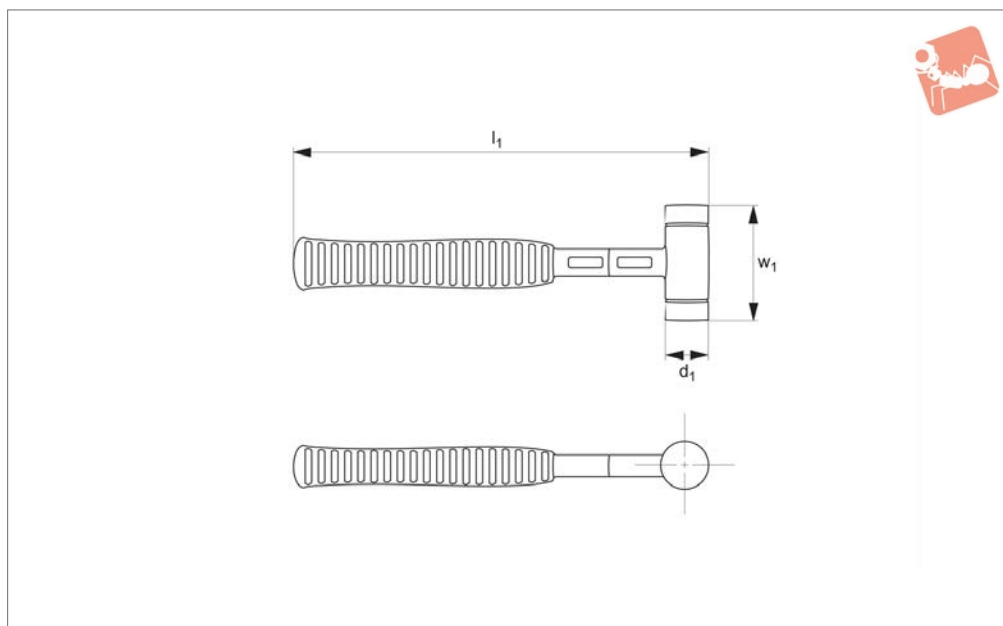
Nylon, white.

Order No.	For mallet head dia. $d_1$	Insert type
98303.W0420	20	Nylon - White
98303.W0425	25	Nylon - White
98303.W0430	30	Nylon - White
98303.W0435	35	Nylon - White
98303.W0440	40	Nylon - White
98303.W0445	45	Nylon - White
98303.W0450	50	Nylon - White
98303.W0460	60	Nylon - White
98303.W0470	70	Nylon - White
98303.W0480	80	Nylon - White





### 98310



#### Material

Housing: steel, polyurethane coating.  
Handle: steel, ergonomic rubber grip.

rebound action and assists in full transmission of impact force.

workpieces in vices, sheet-metal working, dent removal.

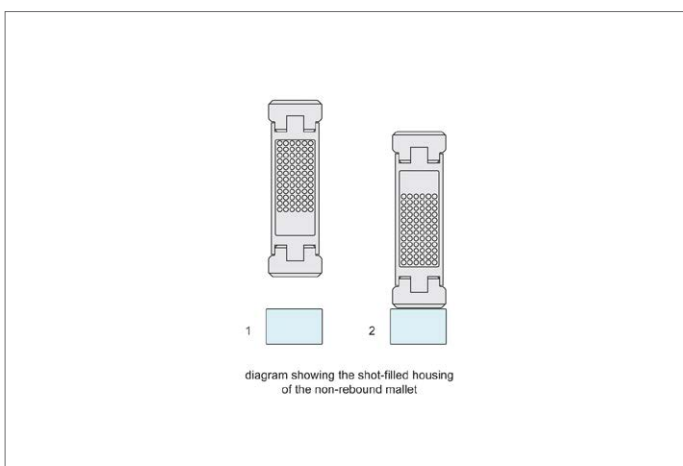

#### Technical Notes

Shot filled housing results in a non-

#### Tips


Ideal for uses including: automobile assembly and repair work, positioning of

Order No.	$\varnothing d_1$	$w_1$	$l_1$	Weight g
98310.W0040	40	110	300	640
98310.W0050	50	115	310	900
98310.W0060	60	120	315	1300

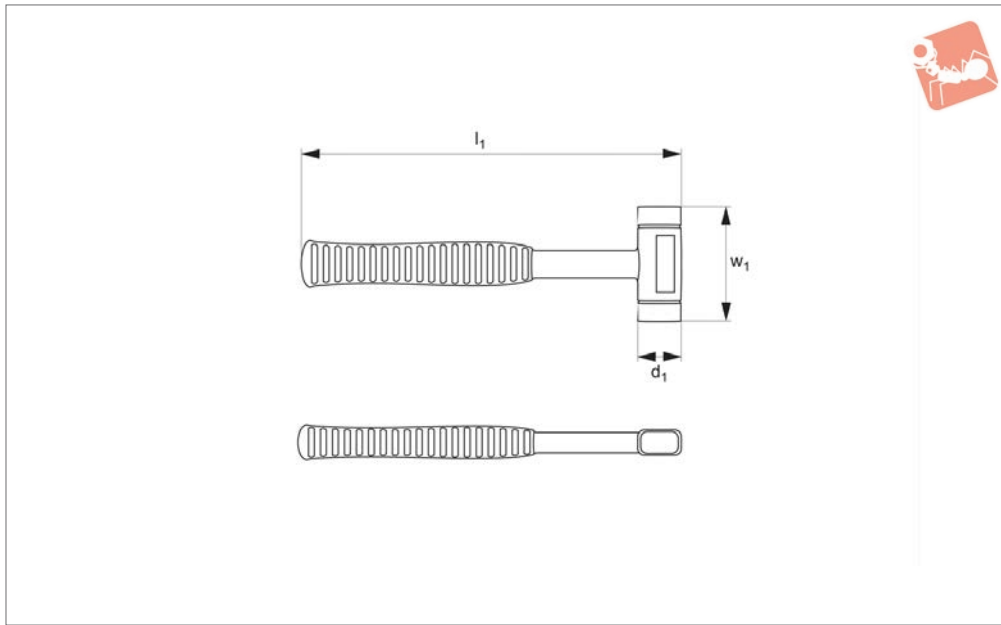




# Non-Rebound Mallets - Complete steel handle



## Mallets & Hammers



**98321**

MALLETS & HAMMERS

### Material

Housing: from cut steel plate.  
Handle: sheet metal, ergonomic rubber grip.  
Inserts: polyurethane, yellow. Medium hard.

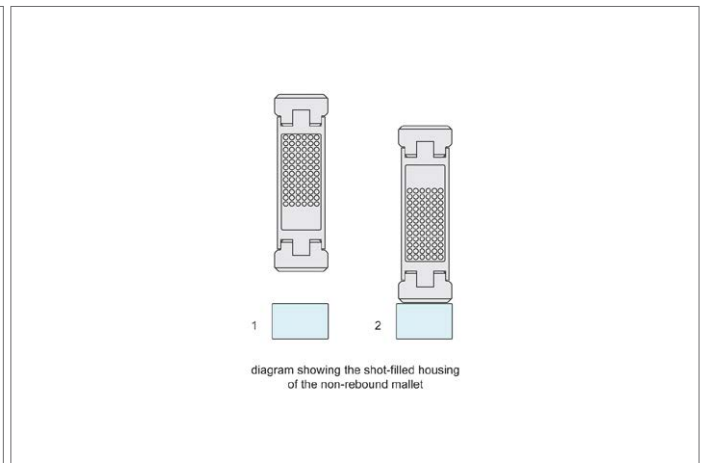

### Technical Notes



Shot filled housing results in a non-rebound action and assists in full transmission of impact force.  
Inserts are replaceable.

### Tips

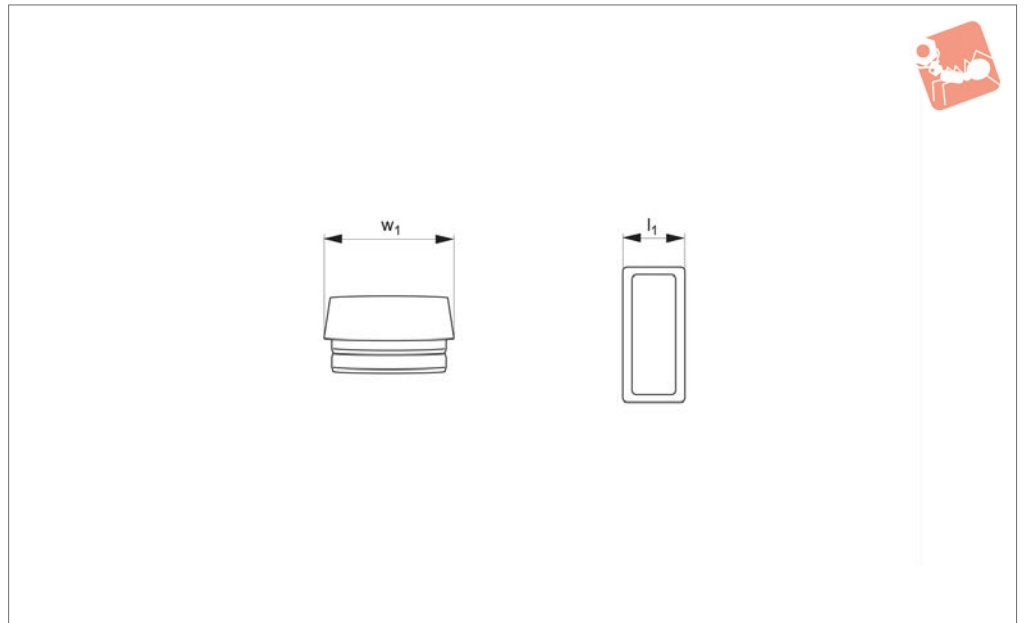
For replacement inserts see;  
- inserts no. 98322

Order No.	d <sub>1</sub>	w <sub>1</sub>	l <sub>1</sub>	Weight g
98321.W0040	30x40	117	300	680





**98322**



### Material

Polyurethane, yellow.

### Technical Notes

Replacement inserts for secural mallet,  
part no. 98321.


**Order No.**  
**98322.W0141**

For mallet size  $l_1 \times w_1$   
30x40

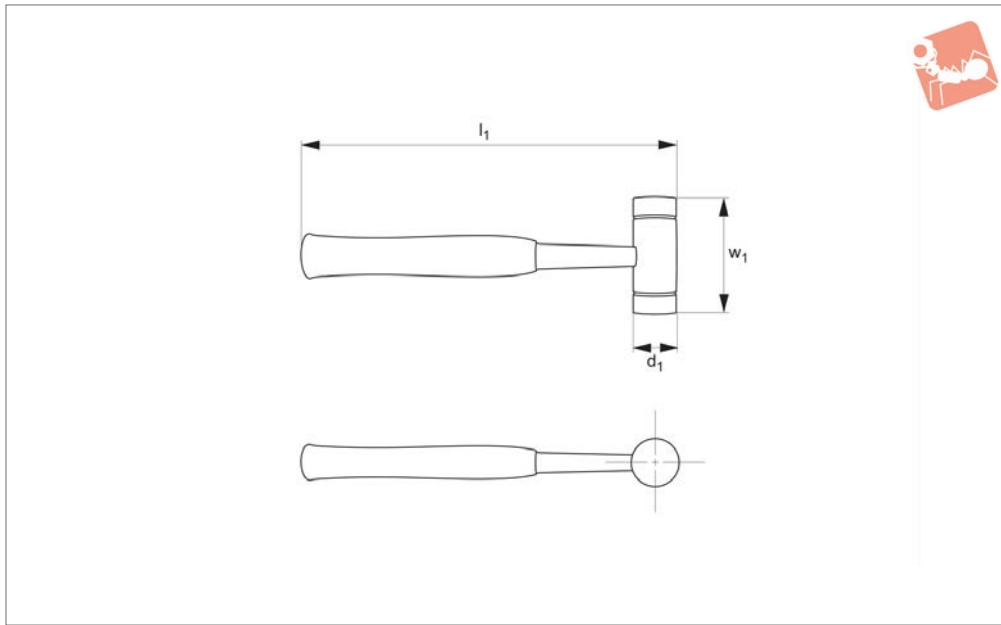
Insert type  
Polyurethane



# Combination Hammer - Complete steel housing and handle



## Mallets & Hammers



**98330**

MALLETS & HAMMERS

### Material

Head: steel.  
Handle: steel tube, with rubber grip.  
Hammer faces: 1 x heat treated steel,  
induction hardened. 1 x nylon, white.


### Technical Notes

Nylon insert can be replaced, see replacement part nos. 98363.W0480 and 98363.W0482.

### Tips

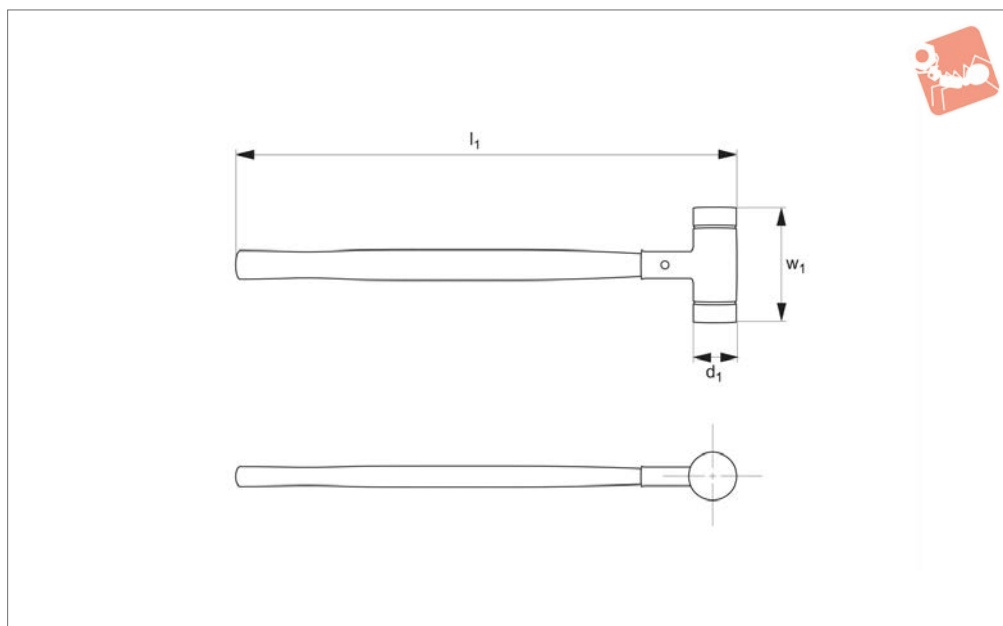
For replacement nylon insert see;  
- inserts no. 98363

Order No.	$\varnothing d_1$	$w_1$	$l_1$	Weight g
98330.W0030	30	104	290	600
98330.W0035	35	104	295	800





**98361**



**Material**

Housing: steel, shot filled.  
 Inserts: nylon, made from extruded tube material.  
 Handle: wood.

**Technical Notes**

Shot filled housing results in a non-

rebound action and assists in full transmission of impact force.

Inserts are replaceable see part no. 98363.

**Tips**

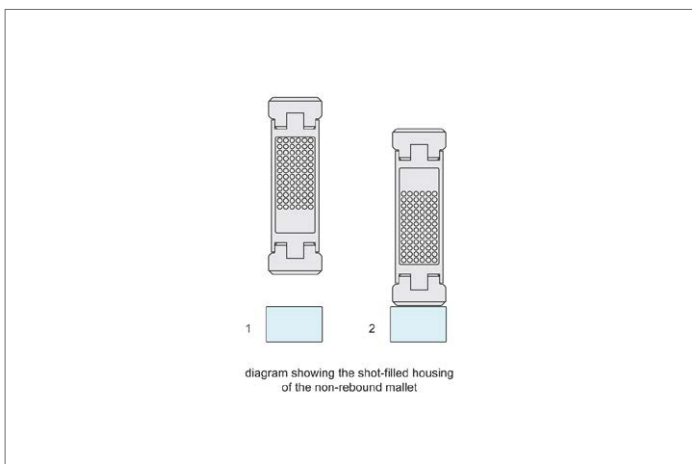
Both handle and inserts can be replaced.

For replacement items see;

- handle no. 98362

- inserts no. 98363

Order No.	Insert type	Ø d <sub>1</sub>	w <sub>1</sub>	l <sub>1</sub>	Weight g
98361.W0080	Nylon	80	200	880	4410
98361.W0100	Nylon	100	210	1000	7050
98361.W0120	Nylon	100	265	1000	9300





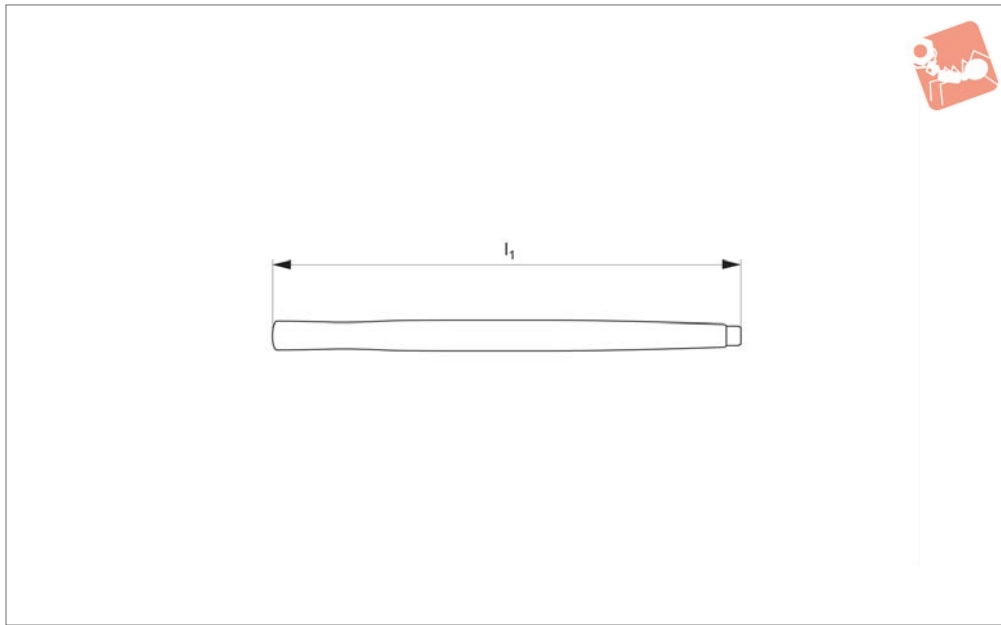


# Handle - Non-Rebound Sledgehammer

wood - for no. 98361



## Mallets & Hammers




**98362**

MALLETS & HAMMERS

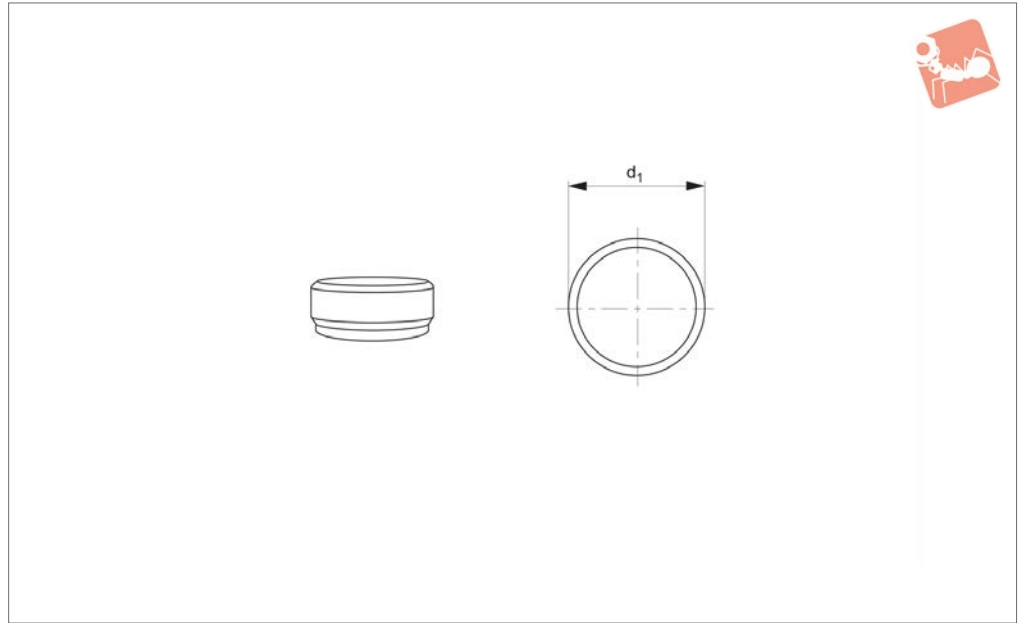
### Material

Wood.

Order No.	For mallet head dia. $d_1$	$l_1$
98362.W0381	80	800
98362.W0382	100	900



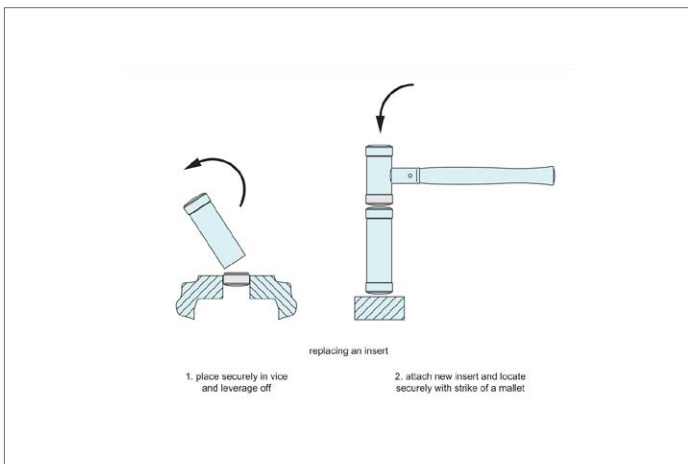
**98363**



**Material**

Nylon, white.


Order No.	For mallet head dia. $d_1$	Insert type
98363.W0480	80	Nylon - White
98363.W0482	100	Nylon - White



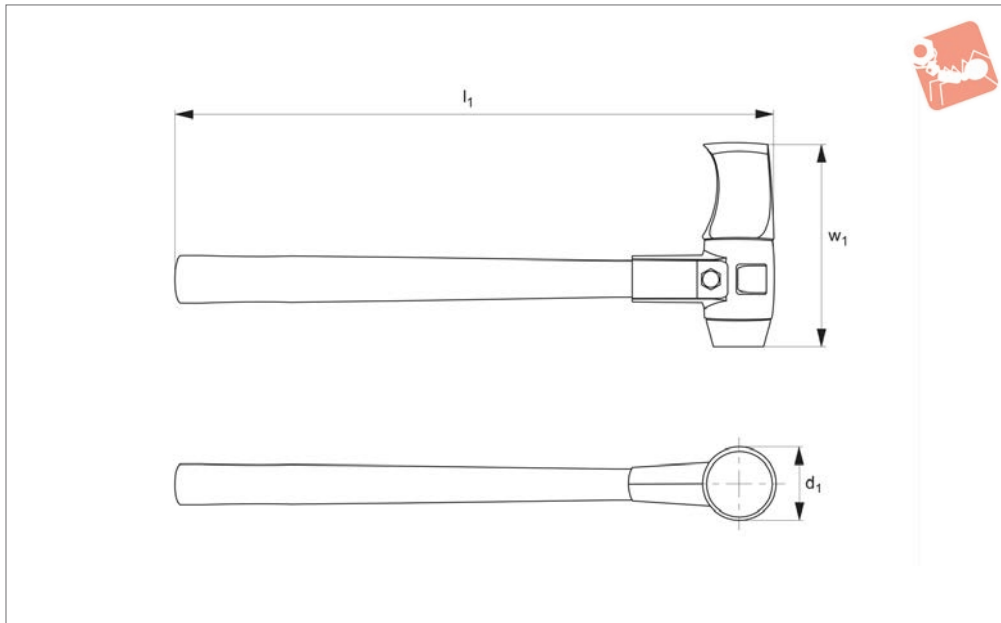


# Split Maul Simplex Mallet - Complete

cast iron housing - wooden handle



## Mallets & Hammers



**98381**

MALLETS & HAMMERS

### Material

Housing: malleable cast iron.

Handle: hickory wood.

Inserts: superplastic, white. Medium hard.

Splitting Maul: carbon steel, drop-forged and hardened, with turned nose.

### Technical Notes

Two tools in one; splitting maul for wood

harvesting and soft face mallet for hammering stakes and fencing posts.

### Tips

Simplex maul mallets are a flexible modular system with replaceable handle, housing and inserts. Suitable replacement items for Simplex maul mallet 98381 are;  
- handle no. 98383

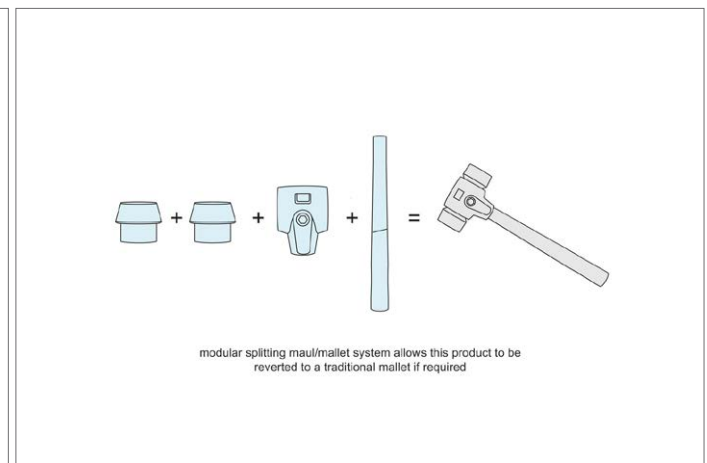
- housing no. 98382

- inserts no. 98384

### Important Notes

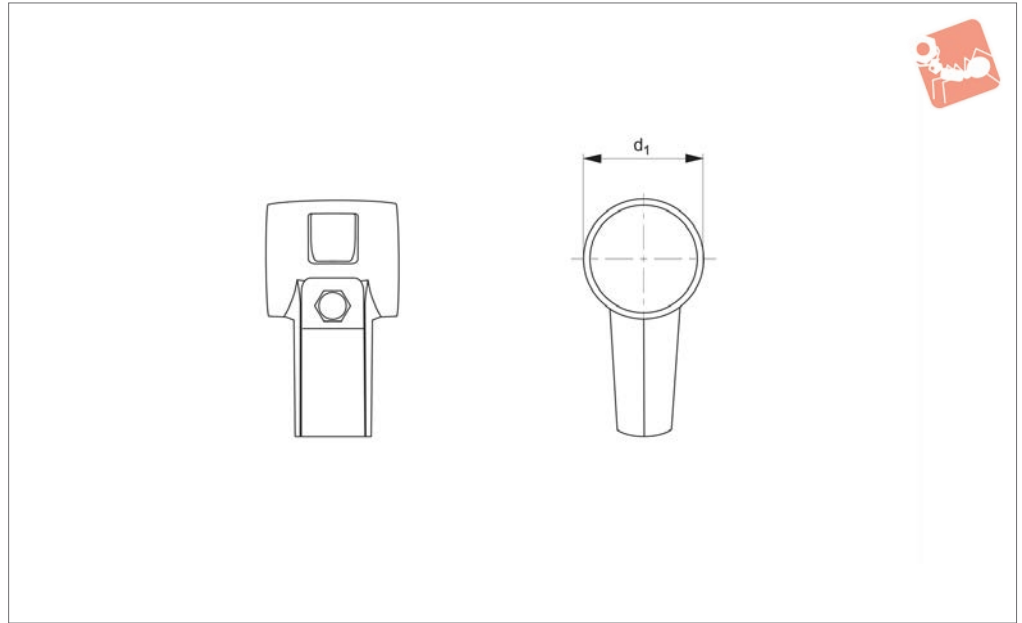
Do not strike steel with the splitting insert - can result in splintering and injury. Use only original Wixroyd Simplex Mallet parts when replacing handle or inserts.

Order No.	Inserts	Head $d_1$	$w_1$	$l_1$	Weight g
98381.W0065	Splitting Maul/Superplastic	60	65	900	4100





**98382**



**Material**

Malleable cast iron housing.

must only be used with spare parts of the Simplex Splitting Maul.

**Important Notes**

Cast iron housing part no. 98382.W0160

Order No.	For mallet head $d_1$	$d_1$	Weight g
98382.W0160	160	160	1900

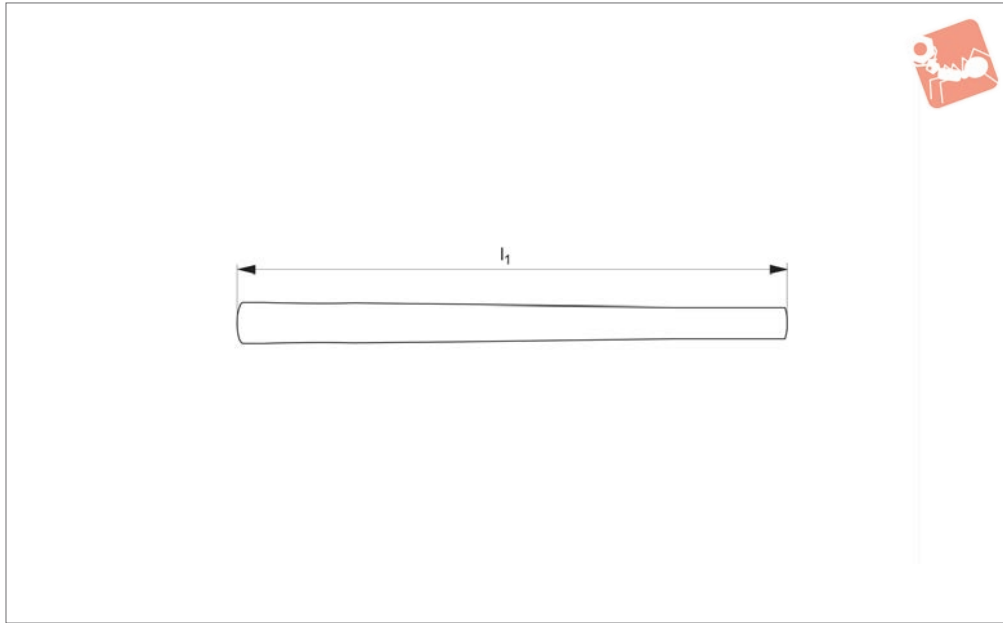


# Handle - for Split Maul Mallets

wood - for no. 98381



## Mallets & Hammers



**98383**

MALLETS & HAMMERS

### Material



Hickory wood.

must only be mounted into cast iron housing of part no. 98382.W0160.

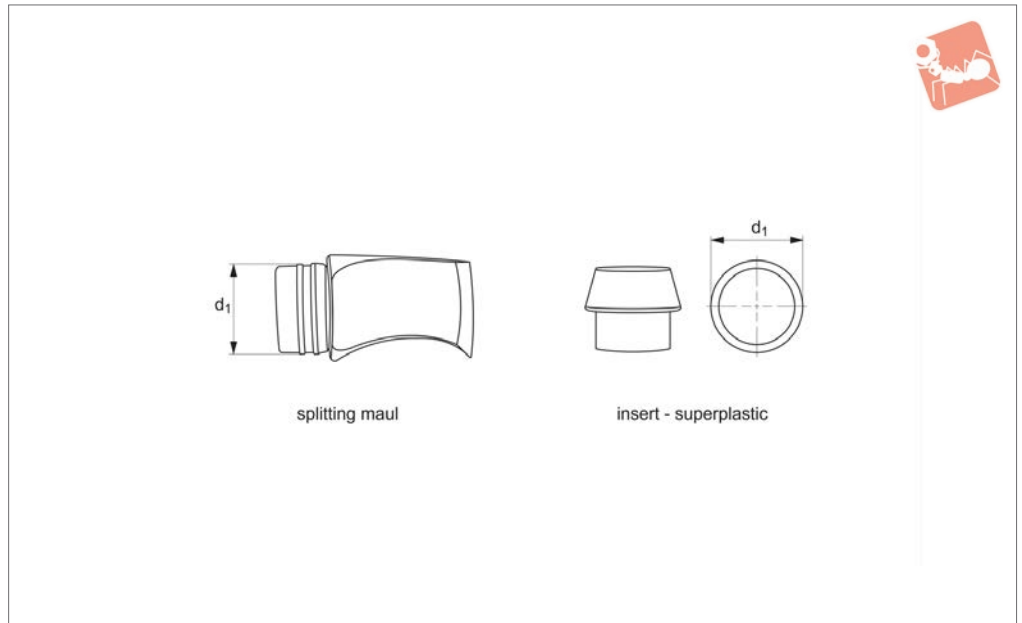
### Important Notes

Hickory handles part no. 98383.W0260

Order No.	For mallet head dia. $d_1$	$l_1$	Weight g
98383.W0260	160	850	750



**98384**



**Material**

Splitting Maul: carbon steel, drop forged and tempered.


Plastic Insert: superplastic, white.

Order No.	For mallet head $d_1$	Insert type	$d_1$	Weight g
98384.W0360	160	Splitting Maul	160	1340
98384.W0460	160	Insert - Superplastic	160	1340

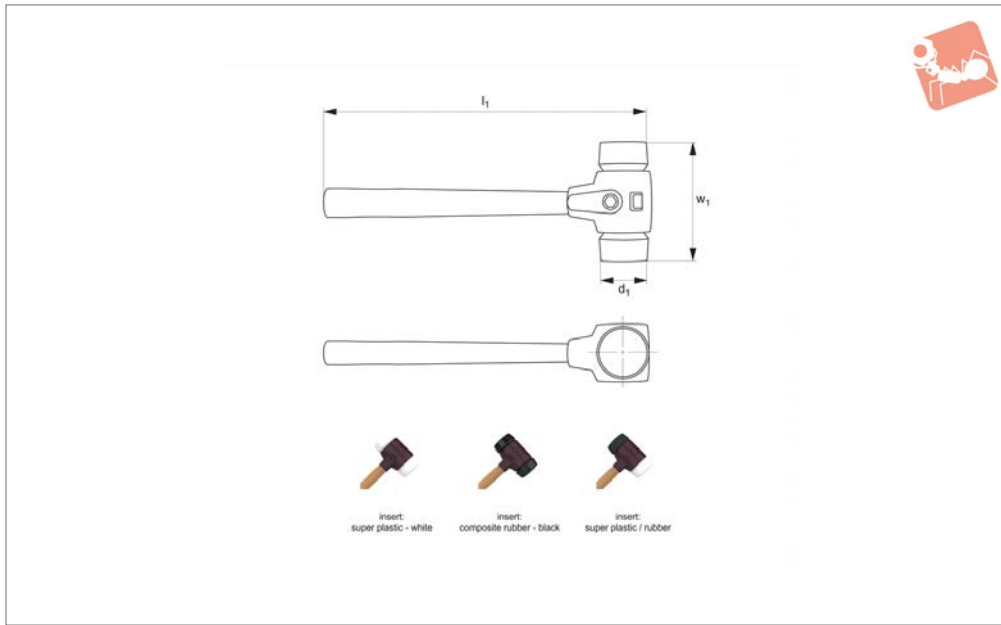


# Simplex Sledge Hammer - Complete

cast iron housing - wooden handle



## Mallets & Hammers



**98201**

MALLETS & HAMMERS

### Material

Handle: wood.  
Housing: cast iron.  
Inserts: see table.

modular system with replaceable handle, housing and inserts. Suitable replacement items for Simplex sledge hammer 98201 are;

- inserts no. 98204


### Tips

Simplex sledge hammers are a flexible

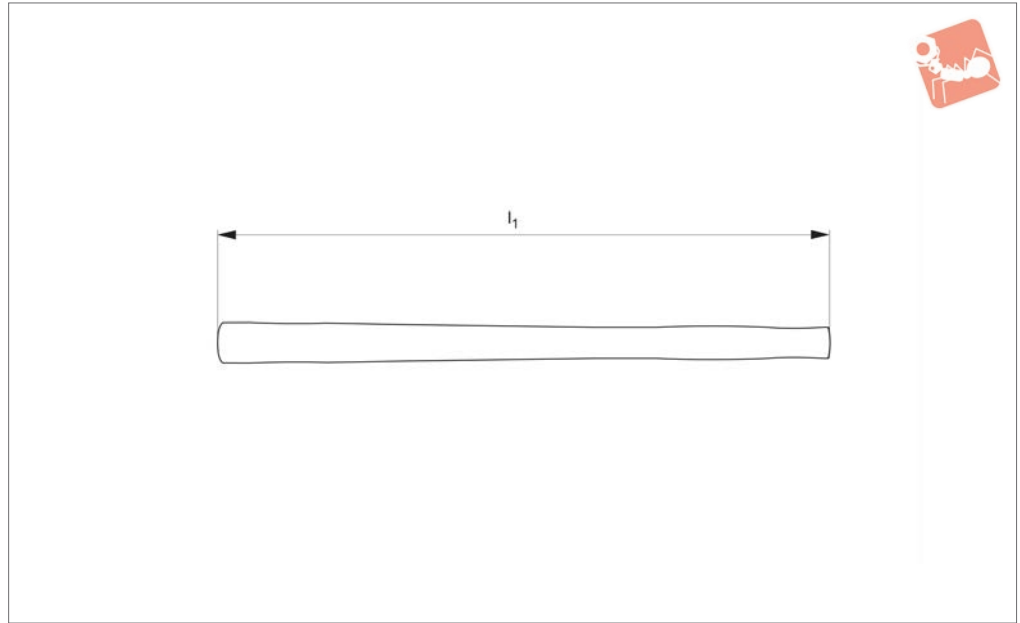
- handle no. 98202
- housing no. 98002

Order No.	Inserts	Ø d <sub>1</sub>	w <sub>1</sub>	l <sub>1</sub>	Weight g
98201.W0081	Superplastic - White	80	175	800	3090
98201.W0100	Superplastic - White	100	200	1000	5200
98201.W0125	Superplastic - White	125	215	1040	7700
98201.W0140	Superplastic - White	140	215	1045	7900
98201.W1081	Composite Rubber - Black	80	175	800	3270
98201.W1100	Composite Rubber - Black	100	200	1000	5500
98201.W2081	Composite Rubber Superplastic	80	175	800	3170
98201.W2100	Composite Rubber Superplastic	100	200	1000	5350





98202



**Material**  
Wood.


Order No.	For mallet head dia. $d_1$	$l_1$
98202.W0208	80	700
98202.W0210	100/125/140	900



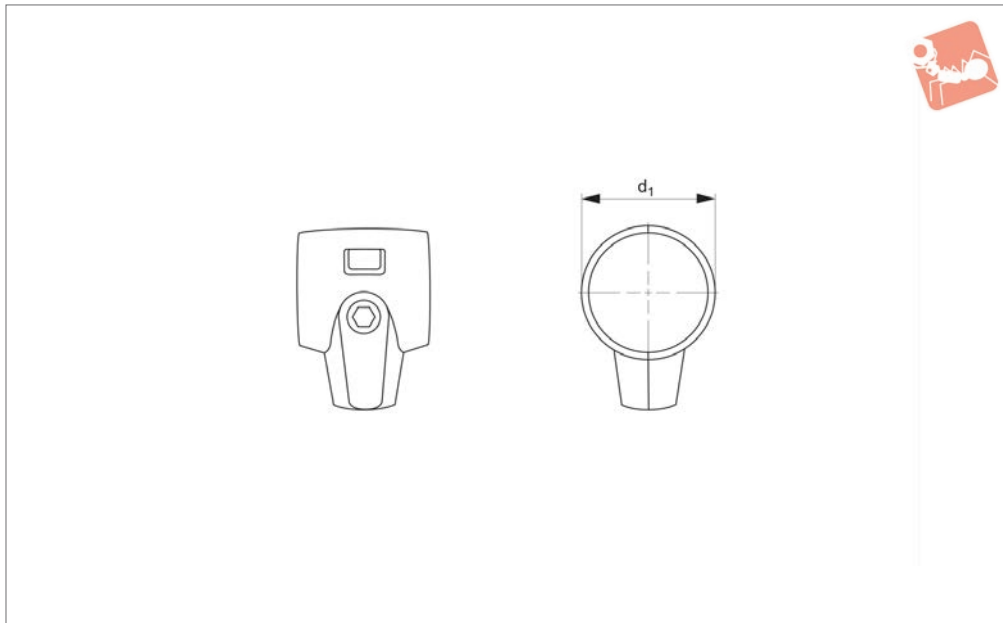


# Simplex Sledge Hammers

housing for no. 98201



## Mallets & Hammers




**98203**

MALLETS & HAMMERS

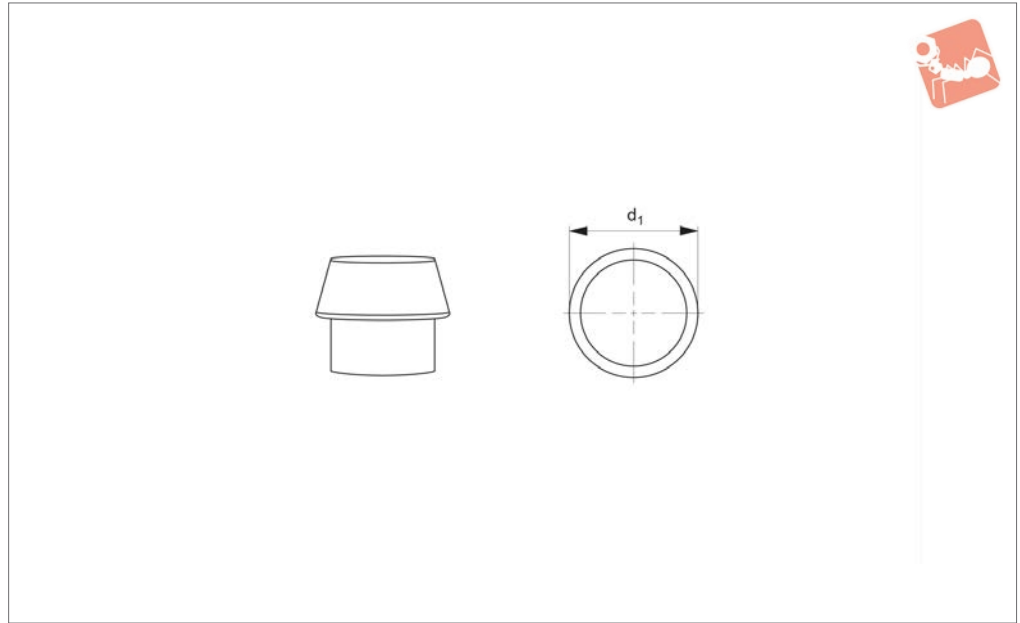
### Material

Cast iron housing (2 parts).

Order No.	For mallet head dia. $d_1$	$d_1$
98203.W0260	30	30
98203.W0270	40	40
98203.W0280	50	50
98203.W0290	60	60
98203.W0300	80	80
98203.W0310	100	100
98203.W0325	125	125
98203.W0340	140	140



**98204**



**Material**

Black: composite rubber.


White: superplastic.

Order No.	For mallet head dia. $d_1$	Insert type
98204.W0288	80	Composite Rubber - Black
98204.W0588	80	Superplastic - White
98204.W0590	100	Superplastic - White
98204.W0592	125	Superplastic - White
98204.W0594	140	Superplastic - White

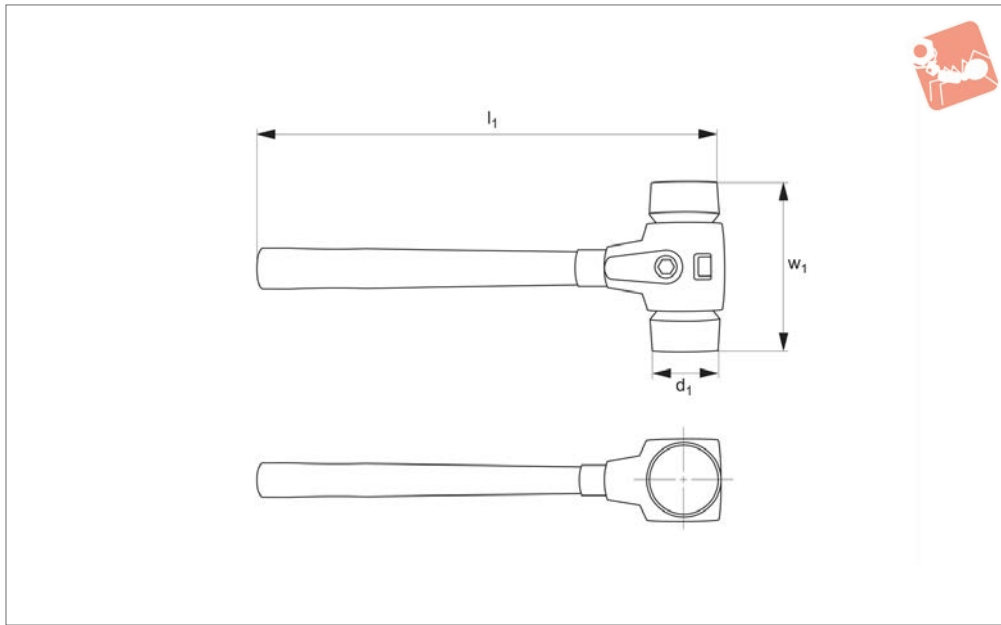


# Simplex Sledge Hammer - Complete

reinforced cast iron housing - fibreglass handle



## Mallets & Hammers



**98221**

MALLETS & HAMMERS

**Material**

Insert: aluminium.  
Handle: fibreglass.

**Tips**

Simplex sledge hammers are a flexible

modular system with replaceable handle, housing and inserts. Suitable replacement items for Simplex sledge hammer 98221 are;

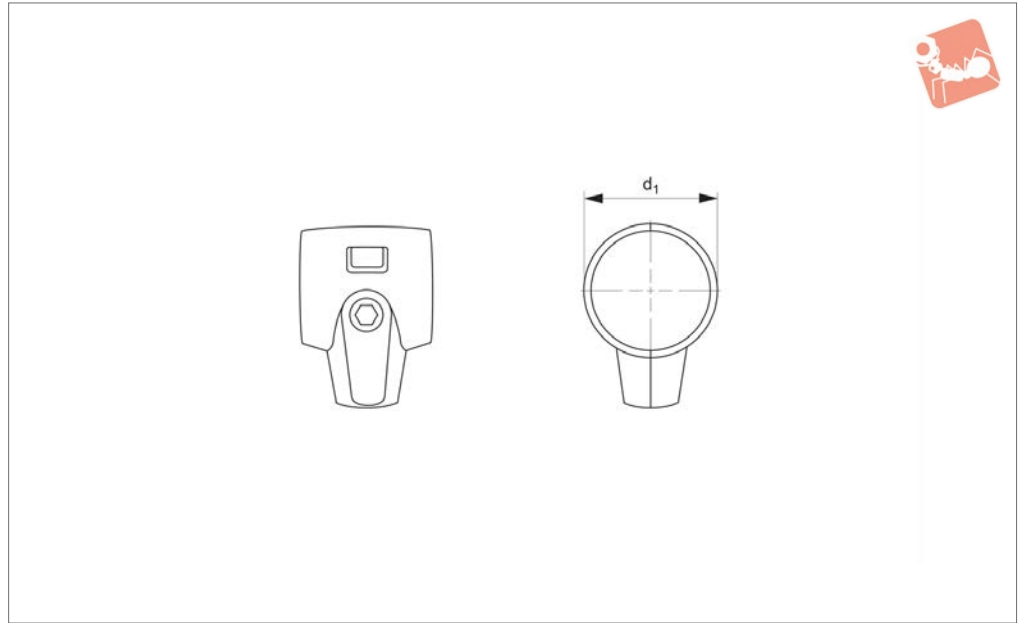
- housing no. 98102
- inserts no. 98224

- handle no. 98223

Order No.	$\varnothing d_1$	$w_1$	$l_1$	Weight g
98221.W0081	80	175	800	4650



**98222**



**Material**


Reinforced housing (2 parts, malleable cast iron).

Order No.	For mallet head dia. $d_1$
98222.W0141	40
98222.W0151	40
98222.W0161	50
98222.W0171	60
98222.W0181	80

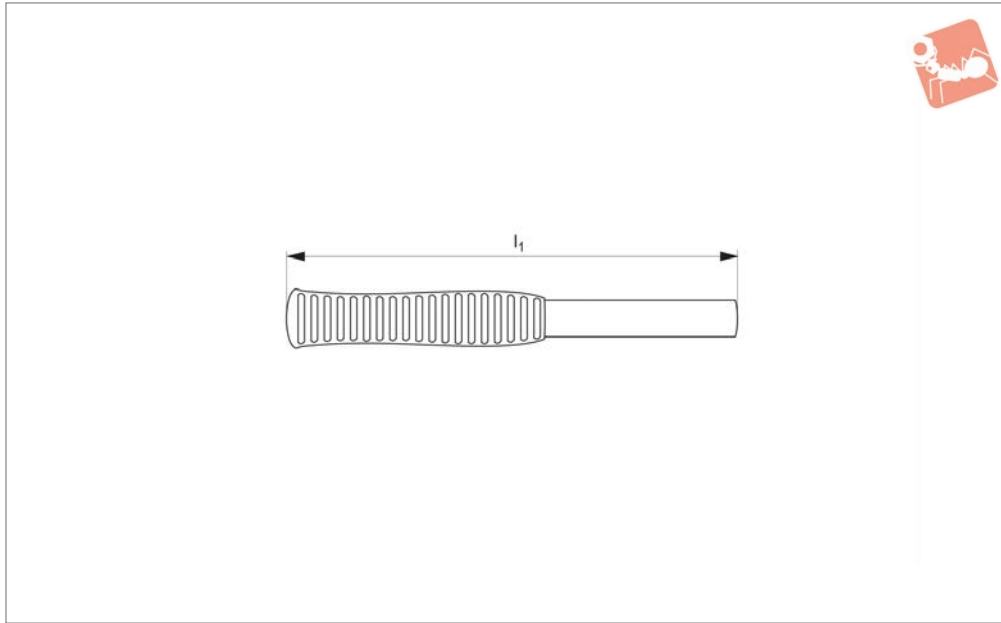


# Handle - for Simplex Sledge Hammers

fibreglass - for no. 98221



## Mallets & Hammers



**98223**

MALLETS & HAMMERS

### Material

Handle: fibreglass.  
Grip: rubber.

### Important Notes




Fibreglass handles must only be mounted on reinforced malleable cast iron housing -

black, part no. 98102.W0181.

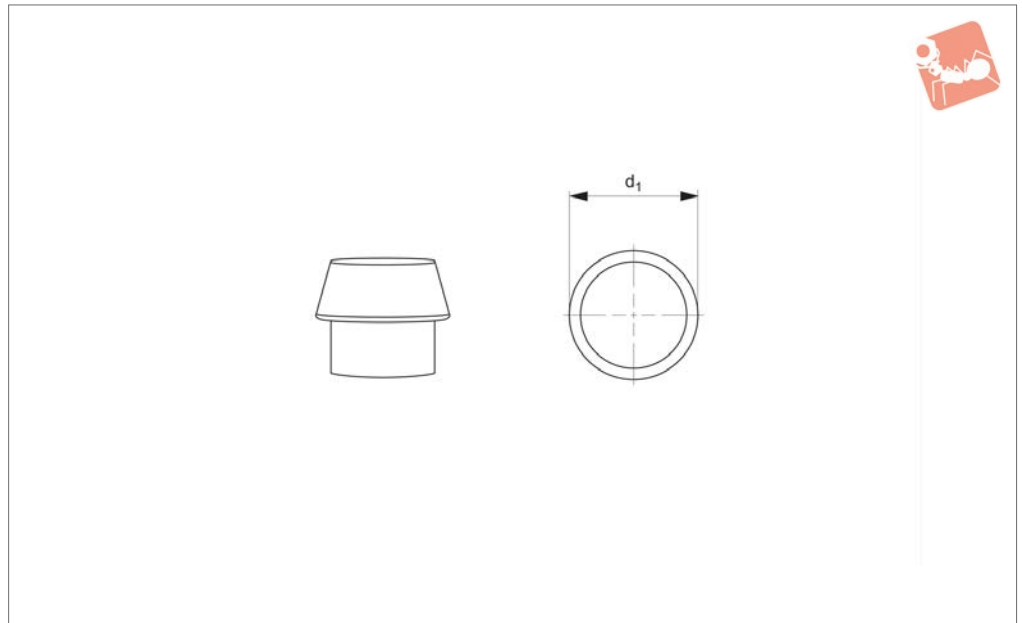
**Order No.**  
**98223.W0208**

For mallet head dia.  $d_1$   
80

$l_1$   
700



98224



**Material**  
Aluminium.

**Order No.**  
98224.W0788


For mallet head dia.  $d_1$   
80

Insert type  
Aluminium

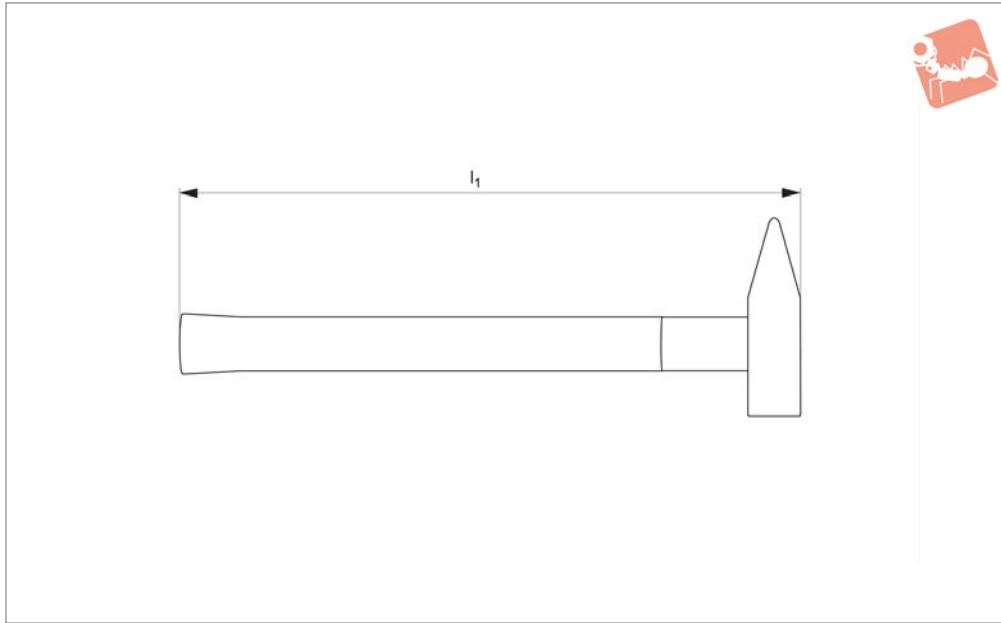


# Maxx Craft Hammer - Complete

cast iron head - wooden handle



## Mallets & Hammers



**98501**

MALLETS & HAMMERS

### Material


Head: drop-forged, high quality steel. Face ground, chamfered edge.  
Handle: hickory wood, with protective

rubber sleeve to reduce rebound and increase power of impact while reducing shock and vibration in the user's arm.

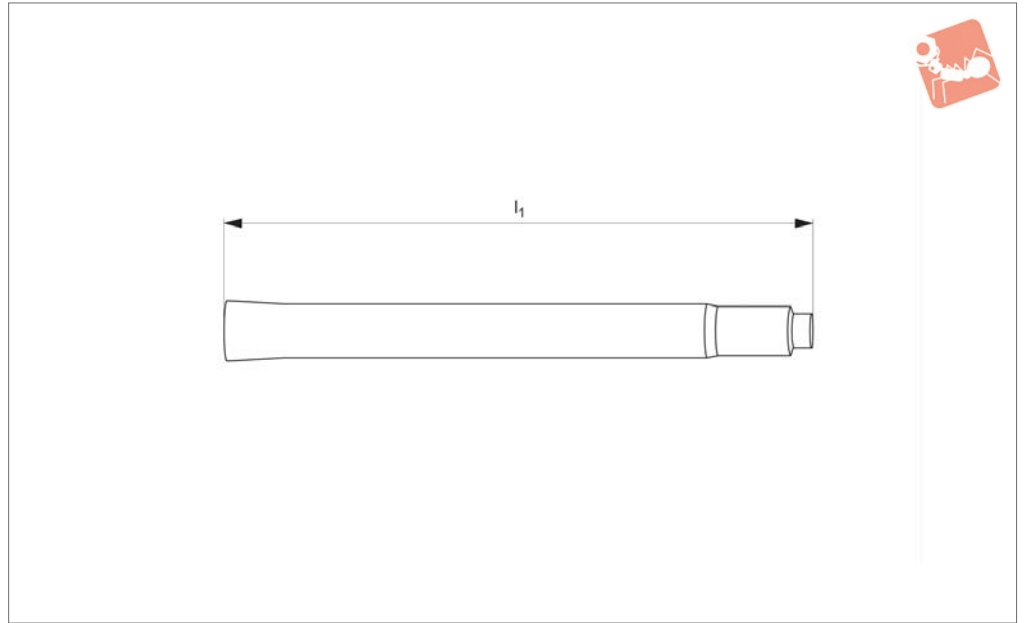
### Tips

For replacement handle see;  
- inserts no. 98502

Order No.	$h_1$	Weight g
98501.W0030	300	300
98501.W0032	320	500
98501.W0035	350	800
98501.W0036	360	1000



98502




**Material**  
Hickory wood.

Order No.	For	$l_1$	Weight g
98502.W0203	MaxxCraft 300	265	100
98502.W0205	MaxxCraft 500	280	120
98502.W0208	MaxxCraft 800	305	170
98502.W0210	MaxxCraft 1000	310	180

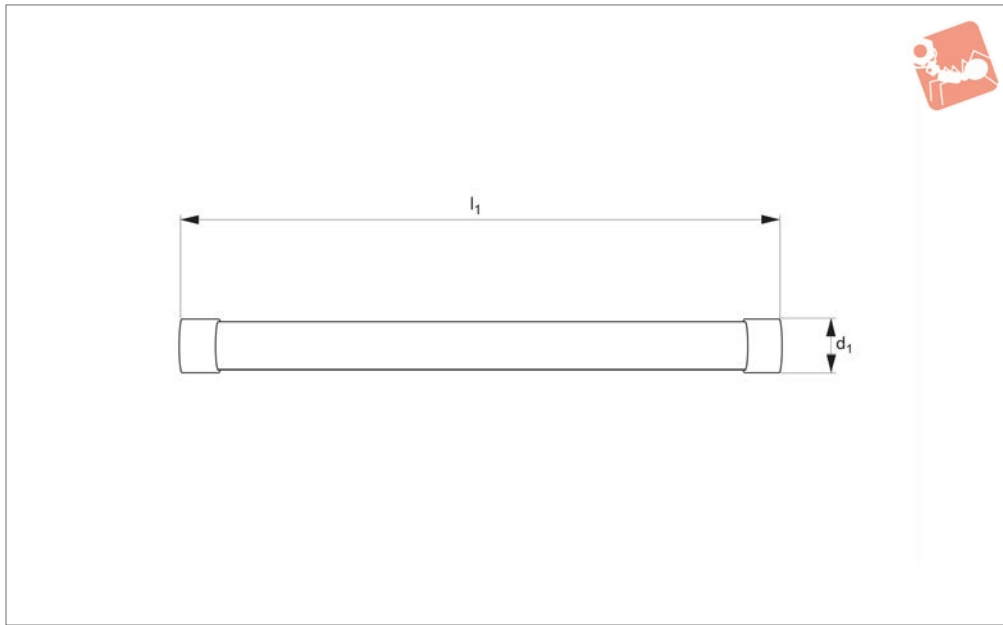




# Rebound Punches - Complete with nylon inserts



## Mallets & Hammers



**98401**

MALLETS & HAMMERS

### Material

Steel body with nylon inserts.



### Tips

For replacement inserts see;  
- inserts no. 98402

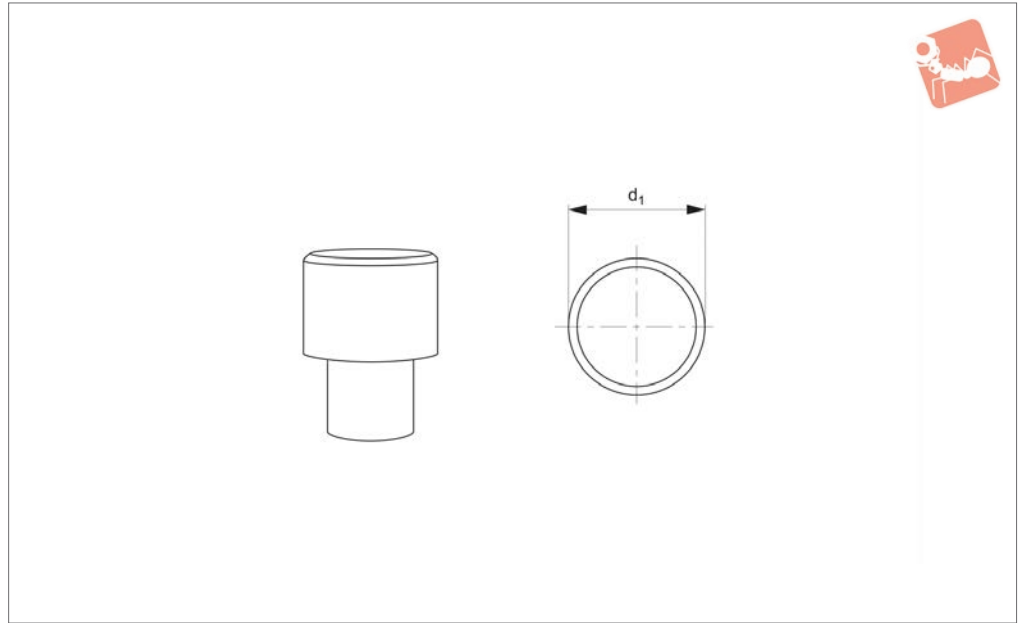
### Technical Notes

Inserts are replaceable see part no. 98402.

Order No.	Insert type	Ø d <sub>1</sub>	l <sub>1</sub>	Weight g
98401.W0010	Nylon - White	10	168	90
98401.W0012	Nylon - White	12	170	130
98401.W0015	Nylon - White	15	175	200



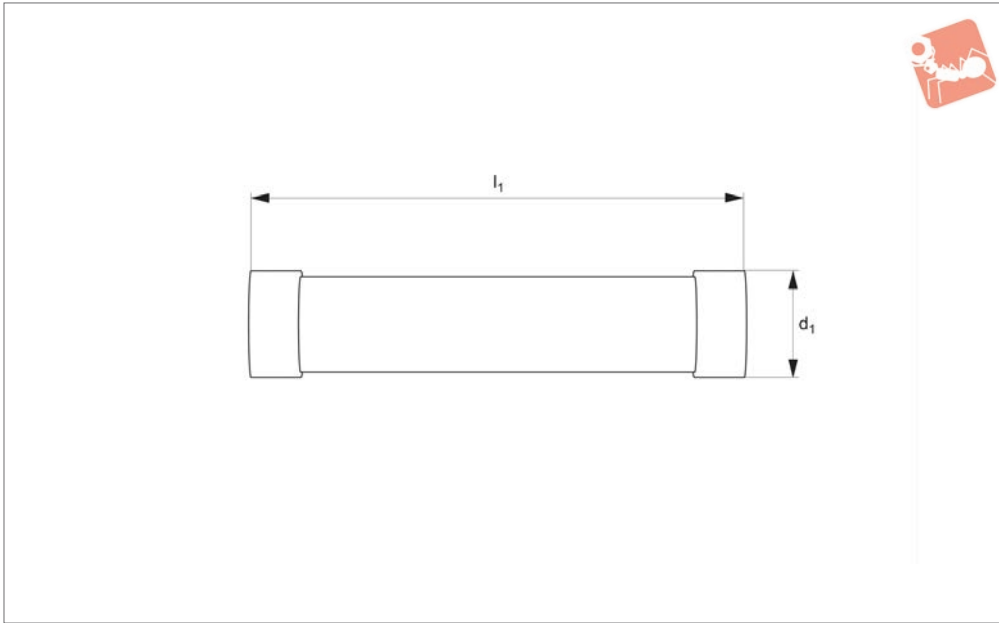

**98402**



**Material**

Nylon, white.

Order No.	Type	For mallet head dia. $d_1$
98402.W0110	Nylon - White	10
98402.W0112	Nylon - White	12
98402.W0115	Nylon - White	15



**98421**

MALLETS & HAMMERS

**Material**

Housing: steel.  
Insert: nylon, white.

rebound action and assists in full transmission of impact force.  
Inserts are replaceable. See part no. 98422.

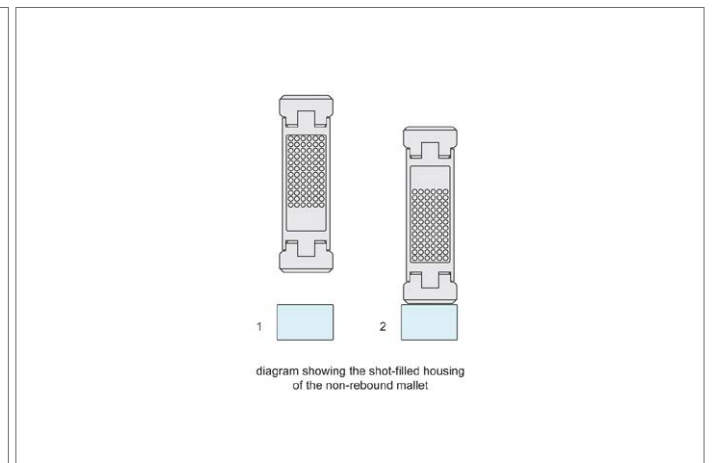
**Tips**

For replacement inserts see;  
- inserts no. 98422

**Technical Notes**

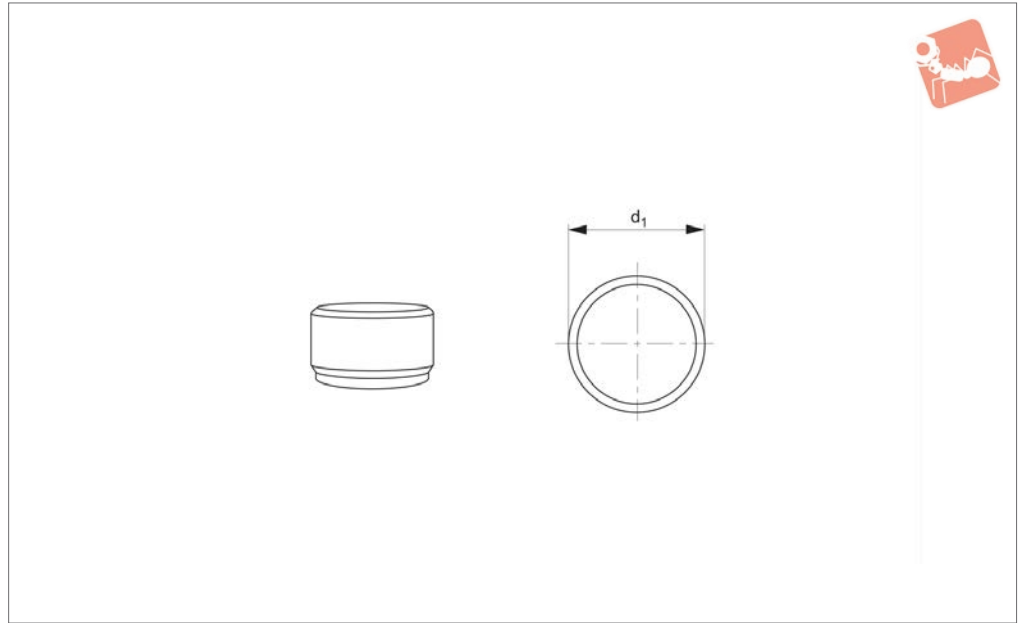
Shot filled housing results in a non-

Order No.	Insert type	Ø d <sub>1</sub>	l <sub>1</sub>	Weight g
98421.W0020	Nylon - White	20	150	215
98421.W0025	Nylon - White	25	150	340
98421.W0030	Nylon - White	30	155	470
98421.W0035	Nylon - White	35	155	630
98421.W0040	Nylon - White	40	160	785
98421.W0045	Nylon - White	45	160	965
98421.W0050	Nylon - White	50	165	1250





**98422**



**Material**

Insert: nylon, white.

Order No.	Type	For mallet head $d_1$
98422.W0120	Nylon - White	20
98422.W0125	Nylon - White	25
98422.W0130	Nylon - White	30
98422.W0135	Nylon - White	35
98422.W0140	Nylon - White	40
98422.W0145	Nylon - White	45
98422.W0150	Nylon - White	50

